

Fixed Income Daily Report

Wednesday, 08 July 2026 09:04:36

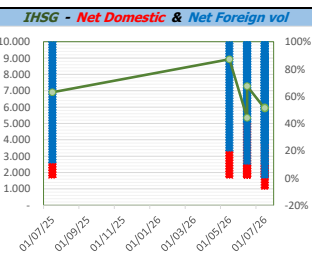
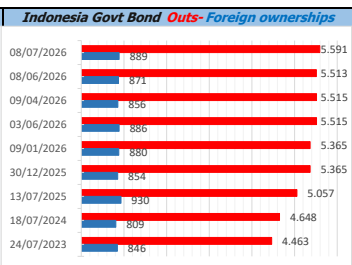
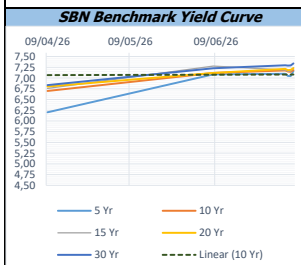
Global Market				Policy rates				
Indicator	price yesterday	TOD price	% chg.	Indicator	Date	Last	Prev.	Trend
USD/IDR Today	17982	17984	0,01%	BI-7 DS RR		5,75	5,00	↑
SGD/IDR Spot	13914	13907	-0,05%	BI - Depfac	18/06/2026	4,25	3,75	↑
MYR/IDR Spot	4414	4404	-0,22%	BI - LF		6,00	5,50	↑
SAR/IDR Spot	4789	4791	0,04%	US Fed's Current Range		3,75	4,00	↓
US - Dow Jones Industrial Average	53056	52925	-0,25%	LPS IDR		3,50	3,75	↓
Tokyo - Nikkei 225	68257	67987	-0,40%	LPS USD	30/06/2025	2,00	2,25	↓
Hong Kong - Hang Seng Index	23497	23870	1,56%	LPS BPR		6,00	6,25	↓
Singapore - Srait Time Index STI	5342	5345	0,06%					
Indonesia - IHSG	5986	5946	-0,68%					
WTI Crude Oil Future/ barrel	107,77	107,77	0,00%					
Gold Spot \$/Oz	4106,53	4107,33	0,02%					
Ice Newcastle Coal/ metric ton	128,40	128,00	-0,31%					
Malaysia CPO Contract (MYR/Metric ton)	4406,00	4406,00	0,00%					

Indonesia Economic Data (in US\$ Billion, or percentage)					
Indicator	Date	Last	Prev.	Trend	
GDP (Gross Domestic Bruto)	31/03/2026	5,61	5,39	↑	
CPI (YoY)	30/06/2026	3,34	3,08	↓	
CPI Core (YoY)	30/06/2026	2,76	6,56	↓	
CPI (MoM)	31/05/2026	0,44	0,28	↓	
Trade Balance (USD Billion)	31/05/2026	\$ -1.610	\$ 89	↓	
Export Growth	31/05/2026	\$ -5,73	\$ 21,98	↓	
Import Growth	31/05/2026	\$ 22,16	\$ 22,49	↓	
Foreign Reserves	30/06/2026	\$ 145,59	\$ 144,90	↑	
Balance of Payment	31/03/2026	\$ -4.008	\$ -2.478	↓	

Foreign currency (US\$) and Money Market (Rp.)					
Tenor	Sett. Date	BID	OFFER	Gap.	
TOD	08/07/2026	17.970	17.985	15,00	
TOM	09/07/2026	17.971	17.987	16,32	
SPOT	10/07/2026	17.971	17.987	16,32	
NDF 1Mo.	10/08/2026	18.015	18.028	13,00	
D-NDF 3Mo.	13/10/2026	18.105	18.117	12,00	
1 Wk.	17/07/2026	17.978	17.998	20,00	
2 Wk.	24/07/2026	17.987	18.010	22,78	
1 Mo.	10/08/2026	18.011	18.033	22,00	
2 Mo.	10/09/2026	18.048	18.080	32,00	
3 Mo.	13/10/2026	18.086	18.125	39,38	
6 Mo.	11/01/2027	18.190	18.245	55,00	
1 Yr.	12/07/2027	18.400	18.475	75,00	

Money Market Rates (ACT/360)									
RATE	O/N	1 Wk	2 Wk	1 Mo	3 Mo	6 Mo	9 Mo	1 Yr	
INTERBANK (IDR)	6,03%	6,63%	6,88%	7,28%	#VALUE!	7,20%	no data	no data	no data
INTERBANK (USD)	3,63%	3,64%	3,69%	3,75%	3,89%	3,96%	4,12%	4,23%	4,39%
INDONESIA	6,03%								

Indonesia Government Bond									
Seri	Coupon	Bid	Offer	Bid Yield	Day(s) to Next Coupon	Last Week	Last Month	Day(s) to maturity	Trend
FR0064	6,125	98,35	98,54	7,087	128	98,45	98,32	666 Hari	↓
FR0090	5,125	98,48	98,60	7,175	97	98,57	98,53	275 Hari	↓
FR0091	6,375	96,18	96,85	7,192	97	96,77	96,59	2077 Hari	↓
FR0092	7,125	98,78	99,66	7,255	158	99,41	99,07	5739 Hari	↓
FR0093	6,375	93,28	94,20	7,272	5	94,03	93,79	3968 Hari	↓
FR0089	6,875	94,48	95,40	7,359	36	95,03	94,91	9041 Hari	↓
FR0095	6,375	98,35	98,71	7,229	36	98,61	98,57	756 Hari	↓
FR0096	7,000	99,03	99,42	7,184	36	99,46	99,25	2379 Hari	↓
FR0100	6,625	96,73	97,16	7,189	36	96,94	96,77	2739 Hari	↓
FR0101	6,875	99,30	99,75	7,154	97	99,56	99,49	996 Hari	↓
FR0102	6,875	94,49	95,28	7,341	5	95,18	94,89	10092 Hari	↓
FR0103	6,750	97,09	97,49	7,200	5	97,49	97,25	3247 Hari	↓
FR0104	6,500	97,63	98,07	7,190	5	98,03	98,00	1446 Hari	↓
FR0105	6,875	94,06	94,81	7,341	5	99,81	99,80	13695 Hari	↓
FR0106	7,125	98,98	99,50	7,241	36	99,61	99,29	5079 Hari	↓
FR0107	7,125	98,95	99,42	7,226	36	99,52	99,38	6880 Hari	↓
FR0108	6,500	95,22	95,61	7,190	97	95,78	95,62	3518 Hari	↓
FR0098	7,125	99,10	99,72	7,238	158	99,72	99,31	4298 Hari	↓
FR0097	7,125	98,99	99,54	7,228	158	99,44	99,05	6099 Hari	↓
PBS012	8,875	109,78	110,24	6,669	128	110,01	110,01	1927 Hari	↓
PBS003	6,000	99,44	99,55	7,122	5	99,49	99,46	186 Hari	↓
PBS033	6,750	96,68	97,78	7,055	158	96,92	97,68	7540 Hari	↓
PBS037	6,875	100,53	100,84	6,798	67	100,69	100,70	3488 Hari	↓
PBS029	6,375	98,90	99,02	6,558	67	98,96	98,97	2767 Hari	↓
PBS034	6,500	93,84	94,38	7,240	158	94,82	94,96	4658 Hari	↓
PBS038	6,875	95,74	97,05	7,255	158	96,28	96,34	8442 Hari	↓
PBS004	6,100	95,01	95,49	6,766	36	95,29	95,37	3820 Hari	↓
PBS030	5,875	97,75	98,59	7,091	5	98,57	98,57	726 Hari	↓
PBS039	6,625	97,69	99,38	6,874	5	98,47	98,45	5409 Hari	↓
PBS032	4,875	99,95	99,98	7,527	5	99,83	96,94	5 Hari	↑



Tim Riset:
 Ryan Eka Putra - Dealer FI - Ek.7952 - ryanekaputra@banksumselbabel.com
 Disclaimer/ Pernyataan bebas tanggung jawab: Semua data dalam lembaran ini hanya dipergunakan sebagai informasi. Kinerja masa lalu bukan merupakan indikasi kinerja masa depan atau perkiraan performa atas suatu instrumen. Informasi yang dimuat dalam lembaran ini diperoleh dari sumber yang dapat dipercaya, namun BPD Sumsel Babel tidak menjamin kelengkapan atau akurasi. Data, opini dan perkiraan yang diungkapkan dapat berubah tanpa pemberitahuan dan BPD Sumsel Babel tegas menentang setiap dan semua tanggung jawab atas pernyataan dan jaminan, terurut maupun terisrat, yang tercantum di sini, atau yang tidak dicantumkan.