

### Fixed Income Daily Report

Wednesday, 24 June 2026 09:02:39

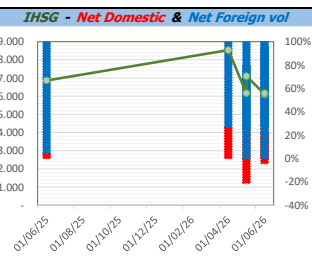
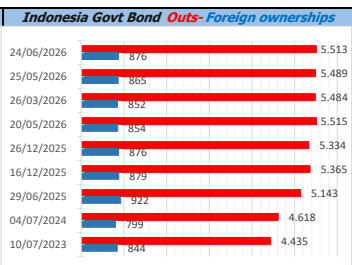
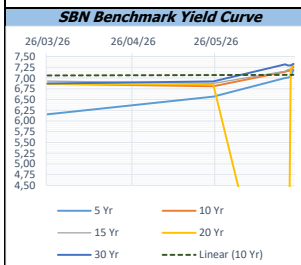
Global Market				Policy rates				
Indicator	price yesterday	TOD price	% chg.	Indicator	Date	Last	Prev.	Trend
USD/IDR Today	17845	17925	0,45%	BI-7 DS RR		5,75	5,00	↑
SGD/IDR Spot	13782	13821	0,28%	BI - Depfac	18/06/2026	4,25	3,75	↑
MYR/IDR Spot	4306	4325	0,43%	BI - LF		6,00	5,50	↑
SAR/IDR Spot	4758	4776	0,38%	US Fed's Current Range		3,75	4,00	↓
US - Dow Jones Industrial Average	51713	51667	-0,09%	LPS IDR		3,50	3,75	↓
Tokyo - Nikkei 225	69788	69444	-0,50%	LPS USD	30/06/2025	2,00	2,25	↓
Hong Kong - Hang Seng Index	23336	23471	0,57%	LPS BPR		6,00	6,25	↓
Singapore - Srait Time Index STI	5206	5213	0,13%					
Indonesia - IHSG	6101	6165	1,04%					
WTI Crude Oil Future/ barrel	107,77	107,77	0,00%					
Gold Spot \$/Oz	4093,35	4094,38	0,03%					
Ice Newcastle Coal/ metric ton	143,90	143,95	0,03%					
Malaysia CPO Contract (MYR/Metric ton)	4406,00	4406,00	0,00%					

Indonesia Economic Data (in US\$ Billion, or percentage)				
Indicator	Date	Last	Prev.	Trend
GDP (Gross Domestic Bruto)	31/03/2026	5,61	5,39	↑
CPI (YoY)	31/05/2026	3,08	2,42	↓
CPI Core (YoY)	31/05/2026	2,59	6,15	↓
CPI (MoM)	30/04/2026	0,28	0,13	↓
Trade Balance (USD Billion)	30/04/2026	\$ 90	\$ 3.321	↓
Export Growth	30/04/2026	\$ 21,98	\$ -3,10	↑
Import Growth	30/04/2026	\$ 22,49	\$ 1,51	↑
Foreign Reserves	31/05/2026	\$ 144,90	\$ 146,20	↓
Balance of Payment	31/03/2026	\$ -4.008	\$ -2.478	↓

Foreign currency (US\$) and Money Market (Rp.)				
Tenor	Sett. Date	BID	OFFER	Gap.
TOD	24/06/2026	17.930	17.940	10,00
TOM	25/06/2026	17.931	17.942	10,40
SPOT	26/06/2026	17.931	17.942	10,40
NDF 1Mo.	27/07/2026	17.974	17.984	10,00
D-NDF 3Mo.	28/09/2026	18.057	18.067	10,00
1 Wk.	03/07/2026	17.939	17.952	13,47
2 Wk.	10/07/2026	17.946	17.961	15,00
1 Mo.	27/07/2026	17.968	17.980	12,16
2 Mo.	26/08/2026	18.005	18.025	20,00
3 Mo.	28/09/2026	18.040	18.061	21,09
6 Mo.	28/12/2026	18.150	18.170	20,00
1 Yr.	28/06/2027	18.350	18.396	45,97

Money Market Rates (ACT/360)									
RATE	O/N	1 Wk	2 Wk	1 Mo	2 Mo	3 Mo	6 Mo	9 Mo	1 Yr
INTERBANK (IDR)	5,63%	6,51%	6,61%	6,83%	#VALUE!	7,20%	no data	no data	no data
INTERBANK (USD)	3,65%	3,70%	3,69%	3,74%	3,87%	3,96%	4,14%	4,23%	4,41%
<b>INDONESIA</b>	<b>5,63%</b>								

Indonesia Government Bond									
Seri	Coupon	Bid	Offer	Bid Yield	Day(s) to Next Coupon	Last Week	Last Month	Day(s) to maturity	Trend
FR0064	6,125	98,38	98,68	7,051	142	98,61	99,11	680 Hari	↓
FR0090	5,125	98,41	98,64	7,173	111	98,49	98,66	289 Hari	↓
FR0091	6,375	95,94	96,58	7,242	111	97,39	98,16	2091 Hari	↓
FR0092	7,125	98,11	99,33	7,327	172	99,24	102,48	5753 Hari	↓
FR0093	6,375	93,00	93,69	7,308	19	94,14	96,88	3982 Hari	↓
FR0089	6,875	94,87	96,04	7,323	50	95,49	99,10	9055 Hari	↓
FR0095	6,375	98,35	98,88	7,217	50	98,75	99,48	770 Hari	↓
FR0096	7,000	98,75	99,24	7,239	50	99,62	101,14	2393 Hari	↓
FR0100	6,625	96,31	96,99	7,261	50	96,84	99,07	2753 Hari	↓
FR0101	6,875	99,20	99,71	7,189	111	99,66	100,64	1010 Hari	↓
FR0102	6,875	94,29	95,31	7,359	19	94,68	99,36	10106 Hari	↓
FR0103	6,750	96,53	97,10	7,280	19	97,31	99,53	3261 Hari	↓
FR0104	6,500	97,38	97,89	7,257	19	98,01	99,11	1460 Hari	↓
FR0105	6,875	94,68	95,17	7,290	19	99,73	99,52	13709 Hari	↓
FR0106	7,125	98,47	99,10	7,299	50	99,61	102,54	5093 Hari	↓
FR0107	7,125	98,16	98,96	7,304	50	99,77	102,85	6894 Hari	↓
FR0108	6,500	94,69	95,49	7,265	111	96,12	98,56	3532 Hari	↓
FR0098	7,125	98,59	99,16	7,304	172	99,46	101,96	4312 Hari	↓
FR0097	7,125	98,23	99,06	7,309	172	96,93	102,72	6113 Hari	↑
PBS012	8,875	109,80	110,26	6,677	142	110,03	112,52	1941 Hari	↓
PBS003	6,000	99,42	99,59	7,076	19	99,51	99,96	200 Hari	↓
PBS033	6,750	98,02	98,30	6,930	172	98,03	100,60	7554 Hari	↓
PBS037	6,875	100,26	100,57	6,836	81	101,00	101,99	3501 Hari	↓
PBS029	6,375	98,81	98,94	6,572	81	99,10	100,66	2780 Hari	↓
PBS034	6,500	95,67	96,20	7,013	172	96,01	99,01	4672 Hari	↓
PBS038	6,875	99,75	99,87	6,896	172	99,81	100,40	8456 Hari	↓
PBS004	6,100	95,41	95,62	6,709	50	95,58	95,95	3834 Hari	↓
PBS030	5,875	98,27	98,79	6,789	19	98,53	98,55	740 Hari	↓
PBS039	6,625	98,49	99,04	6,786	19	98,93	100,33	5423 Hari	↓
PBS032	4,875	99,87	99,91	7,151	19	99,86	96,94	19 Hari	↑



Tim Riset:  
 Ryan Eka Putra - Dealer FI - Ek.7952 - ryanputra@bankselsabel.com  
 Disclaimer/ Pernyataan bebas tanggung jawab: Semua data dalam lembaran ini hanya dipergunakan sebagai informasi. Kinerja masa lalu bukan merupakan indikasi kinerja masa depan atau perkiraan performa atas suatu instrumen. Informasi yang dimuat dalam lembaran ini diperoleh dari sumber yang dapat dipercaya, namun BPD Sumsel Babel tidak menjamin kelengkapan atau akurasi. Data, opini dan perkiraan yang diungkapkan dapat berubah tanpa pemberitahuan dan BPD Sumsel Babel tegas menentang setiap dan semua tanggung jawab atas pernyataan dan jaminan, terurut maupun terisat, yang tercantum di sini, atau yang tidak dicantumkan.