

Fixed Income Daily Report

Tuesday, 21 April 2026 09:00:53

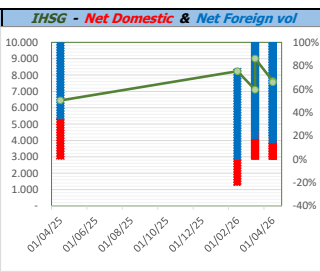

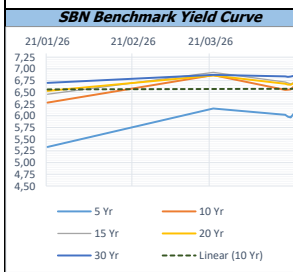
Global Market				Policy rates				
Indicator	price yesterday	TOD price	% chg.	Indicator	Date	Last	Prev.	Trend
USD/IDR Today	17170	17130	-0,23%	BI-7 DS RR		4,75	5,00	↓
SGD/IDR Spot	13504	13496	-0,06%	BI - Depfac	17/03/2026	3,75	4,00	↓
MYR/IDR Spot	4345	4342	-0,07%	BI - LF		5,50	5,75	↓
SAR/IDR Spot	4577	4567	-0,22%	US Fed's Current Range		3,75	4,00	↓
US - Dow Jones Industrial Average	49447	49443	-0,01%	LPS IDR		3,50	3,75	↓
Tokyo - Nikkei 225	58825	59464	1,07%	LPS USD	30/06/2025	2,00	2,25	↓
Hong Kong - Hang Seng Index	26361	26400	0,15%	LPS BPR		6,00	6,25	↓
Singapore - Srait Time Index STI	5004	5013	0,18%					
Indonesia - IHSG	7594	7563	-0,41%					
WTI Crude Oil Future/ barrel	98,32	98,32	0,00%					
Gold Spot \$/Oz	4808,80	4809,82	0,02%					
Ice Newcastle Coal/ metric ton	132,30	132,60	0,23%					
Malaysia CPO Contract (MYR/Metric ton)	4359,00	4359,00	0,00%					

Indonesia Economic Data (in US\$ Billion, or percentage)					
Indicator	Date	Last	Prev.	Trend	
GDP (Gross Domestic Bruto)	31/12/2025	5,39	5,04	↑	
CPI (YoY)	31/03/2026	3,48	4,76	↓	
CPI Core (YoY)	31/03/2026	2,52	-4,18	↓	
CPI (MoM)	28/02/2026	0,41	0,68	↓	
Trade Balance (USD Billion)	28/02/2026	\$ 1.280	\$ 954	↑	
Export Growth	28/02/2026	\$ 1,01	\$ 3,39	↓	
Import Growth	28/02/2026	\$ 10,85	\$ 18,21	↓	
Foreign Reserves	31/03/2026	\$ 148,15	\$ 151,90	↓	
Balance of Payment	31/12/2025	\$ -2.542	\$ 4.011	↓	

Foreign currency (US\$) and Money Market (Rp.)					
Tenor	Sett. Date	BID	OFFER	Gap.	
TOD	21/04/2026	17.165	17.174	9,00	
TOM	22/04/2026	17.165	17.175	9,22	
SPOT	23/04/2026	17.165	17.175	9,22	
NDF 1Mo.	26/05/2026	17.128	17.142	14,00	
D-NDF 3Mo.	23/07/2026	17.164	17.184	20,00	
1 Wk.	30/04/2026	17.168	17.178	9,74	
2 Wk.	07/05/2026	17.171	17.182	10,98	
1 Mo.	26/05/2026	17.179	17.190	10,83	
2 Mo.	23/06/2026	17.193	17.207	13,65	
3 Mo.	23/07/2026	17.212	17.227	15,50	
6 Mo.	23/10/2026	17.260	17.279	19,06	
1 Yr.	23/04/2027	17.368	17.392	24,00	

Money Market Rates (ACT/360)									
RATE	O/N	1 Wk	2 Wk	1 Mo	2 Mo	3 Mo	6 Mo	9 Mo	1 Yr
INTERBANK (IDR)	4,07%	4,81%	5,00%	5,03%	#VALUE!	5,33%	no data	no data	no data
INTERBANK (USD)	3,64%	3,68%	3,68%	3,72%	3,86%	3,94%	3,89%	4,01%	4,01%
INDONESIA	4,07%								
SIBOR (SGD)	0,10%	0,14%	no data	0,17%	0,21%	0,25%	0,35%	0,47%	0,58%
LIBOR (USD)	5,06%	no data	no data	4,96%	no data	4,85%	4,68%	no data	6,04%
JIBOR (IDR)	4,07%	4,81%	no data	5,03%	no data	5,46%	5,59%	no data	5,71%

Indonesia Government Bond									
Seri	Coupon	Bid	Offer	Bid Yield	Day(s) to Next Coupon	Last Week	Last Month	Day(s) to maturity	Trend
FR0064	6,125	100,39	100,73	5,920	22	100,54	99,78	743 Hari	↓
FR0090	5,125	99,51	99,81	5,649	175	99,66	99,32	352 Hari	↓
FR0091	6,375	99,98	100,40	6,379	175	100,20	98,38	2154 Hari	↓
FR0092	7,125	103,96	104,62	6,718	53	104,26	101,68	5816 Hari	↓
FR0093	6,375	97,62	98,74	6,678	83	98,24	96,07	4045 Hari	↓
FR0089	6,875	99,95	100,75	6,878	114	100,26	99,23	9118 Hari	↓
FR0095	6,375	101,02	101,30	5,894	114	101,03	100,33	833 Hari	↓
FR0096	7,000	102,58	102,99	6,523	114	102,79	101,01	2456 Hari	↓
FR0100	6,625	100,04	100,51	6,617	114	100,38	98,74	2816 Hari	↓
FR0101	6,875	102,20	102,59	6,057	175	102,46	101,32	1073 Hari	↓
FR0102	6,875	100,26	100,86	6,853	83	100,48	99,64	10169 Hari	↓
FR0103	6,750	100,67	101,01	6,649	83	100,84	99,41	3324 Hari	↓
FR0104	6,500	100,75	101,02	6,292	83	100,91	99,78	1523 Hari	↓
FR0105	6,875	100,32	101,00	6,850	83	100,61	100,69	13772 Hari	↓
FR0106	7,125	103,82	104,25	6,704	114	104,03	101,71	5156 Hari	↓
FR0107	7,125	105,07	105,52	6,654	114	105,02	102,57	6957 Hari	↑
FR0108	6,500	99,35	99,68	6,594	175	99,55	97,62	3595 Hari	↓
FR0098	7,125	103,48	103,93	6,701	53	103,67	101,76	4375 Hari	↓
FR0097	7,125	104,35	104,91	6,693	53	104,68	101,84	6176 Hari	↓
PBS012	8,875	112,41	112,79	6,203	22	112,53	112,58	2004 Hari	↓
PBS003	6,000	100,23	100,39	5,663	83	100,31	100,48	263 Hari	↓
PBS033	6,750	100,68	101,27	6,688	53	100,84	100,05	7617 Hari	↓
PBS037	6,875	101,98	103,30	6,599	145	102,59	102,22	3564 Hari	↓
PBS029	6,375	101,24	101,93	6,174	145	101,67	101,84	2844 Hari	↓
PBS034	6,500	99,63	100,16	6,541	53	99,90	99,03	4735 Hari	↓
PBS038	6,875	101,68	102,09	6,731	53	101,96	101,62	8519 Hari	↓
PBS004	6,100	97,11	97,19	6,475	114	95,74	95,69	3897 Hari	↑
PBS030	5,875	99,84	100,04	5,950	83	99,98	100,30	803 Hari	↓
PBS039	6,625	100,19	101,17	6,603	83	100,58	99,32	5486 Hari	↓
PBS032	4,875	99,89	99,97	5,287	83	99,93	96,94	82 Hari	↓



Tim Riset: Ryan Eka Putra - Dealer FI - Ext.7952 - ryan.ekaputra@banksumselbabel.com
 Disclaimer/ Pernyataan bebas tanggung jawab: Semua data dalam lembaran ini hanya dipergunakan sebagai informasi, kinerja masa lalu bukan merupakan indikasi kinerja masa depan atau perkiraan performa atau suatu instrumen. Informasi yang dimuat dalam lembaran ini diperoleh dari sumber yang dapat dipercaya, namun BPD Sumsel Babel tidak menjamin kelengkapan atau akurasi. Data, opini dan perkiraan yang diungkapkan dapat berubah tanpa pemberitahuan dan BPD Sumsel Babel tegas menolak setiap dan semua tanggung jawab atas pernyataan dan jaminan, tersurat maupun tersurat, yang tercantum di sini, atau yang tidak dicantumkan.