

Fixed Income Daily Report

Tuesday, 14 April 2026 09:00:26

Global Market			
Indicator	price yesterday	TOD price	% chg.
USD/IDR Today	17098	17103	0,03%
SGD/IDR Spot	13404	13410	0,05%
MYR/IDR Spot	4307	4306	-0,04%
SAR/IDR Spot	4558	4558	0,00%
US - Dow Jones Industrial Average	47917	48218	0,63%
Tokyo - Nikkei 225	56503	57899	2,41%
Hong Kong - Hang Seng Index	25661	25942	1,08%
Singapore - Srait Time Index STI	4984	5003	0,38%
Indonesia - IHSG	7500	7602	1,34%
WTI Crude Oil Future/ barrel	98,32	98,32	0,00%
Gold Spot \$/Oz	4765,37	4766,48	0,02%
Ice Newcastle Coal/ metric ton	134,90	135,45	0,41%
Malaysia CPO Contract (MYR/Metric ton)	4450,00	4450,00	0,00%

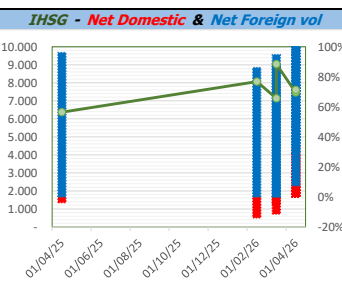
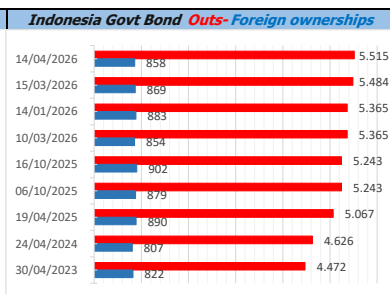
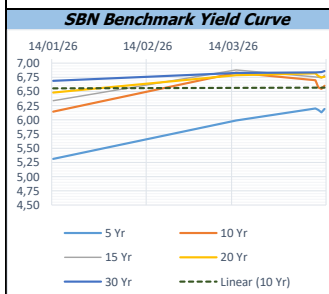
Policy rates				
Indicator	Date	Last	Prev.	Trend
BI-7 DS RR		4,75	5,00	↓
BI - Depfac	17/03/2026	3,75	4,00	↓
BI - LF		5,50	5,75	↓
US Fed's Current Range		3,75	4,00	↓
LPS IDR		3,50	3,75	↓
LPS USD	30/06/2025	2,00	2,25	↓
LPS BPR		6,00	6,25	↓

Indonesia Economic Data (in US\$ Billion, or percentage)				
Indicator	Date	Last	Prev.	Trend
GDP (Gross Domestic Bruto)	31/12/2025	5,39	5,04	↑
CPI (YoY)	31/03/2026	3,48	4,76	↓
CPI Core (YoY)	31/03/2026	2,52	-4,18	↑
CPI (MoM)	28/02/2026	0,41	0,68	↓
Trade Balance (USD Billion)	28/02/2026	\$ 1.280	\$ 954	↑
Export Growth	28/02/2026	\$ 1,01	\$ 3,39	↓
Import Growth	28/02/2026	\$ 10,85	\$ 18,21	↓
Foreign Reserves	31/03/2026	\$ 148,15	\$ 151,90	↓
Balance of Payment	31/12/2025	\$ -2.542	\$ 4.011	↓

Foreign currency (US\$) and Money Market (Rp.)				
Tenor	Sett. Date	BID	OFFER	Gap.
TOD	14/04/2026	17.120	17.130	10,00
TOM	15/04/2026	17.120	17.131	10,23
SPOT	16/04/2026	17.120	17.131	10,23
NDF 1Mo.	18/05/2026	17.135	17.146	11,00
D-NDF 3Mo.	16/07/2026	17.169	17.186	17,00
1 Wk.	23/04/2026	17.123	17.134	10,73
2 Wk.	30/04/2026	17.126	17.137	11,00
1 Mo.	18/05/2026	17.134	17.146	11,94
2 Mo.	17/06/2026	17.147	17.163	16,05
3 Mo.	16/07/2026	17.163	17.179	15,22
6 Mo.	16/10/2026	17.208	17.226	17,50
1 Yr.	16/04/2027	17.303	17.328	24,33

Money Market Rates (ACT/360)									
RATE	O/N	1 Wk	2 Wk	1 Mo	3 Mo	6 Mo	9 Mo	1 Yr	
INTERBANK (IDR)	4,18%	4,78%	4,86%	5,05%	#VALUE!	5,40%	no data	no data	no data
INTERBANK (USD)	3,64%	3,65%	3,68%	3,72%	3,87%	3,92%	3,92%	4,04%	4,14%
INDONIA	4,18%								
SIBOR (SGD)	0,10%	0,14%	no data	0,17%	0,21%	0,25%	0,35%	0,47%	0,58%
LIBOR (USD)	5,06%	no data	no data	4,96%	no data	4,85%	4,68%	no data	6,04%
JIBOR (IDR)	4,18%	4,81%	no data	5,03%	no data	5,46%	5,59%	no data	5,71%

Indonesia Government Bond									
Seri	Coupon	Bid	Offer	Bid Yield	Day(s) to Next Coupon	Last Week	Last Month	Day(s) to maturity	Trend
FR0064	6,125	100,16	100,47	6,031	29	100,36	99,78	750 Hari	↓
FR0090	5,125	99,24	99,50	5,924	182	99,37	99,32	359 Hari	↓
FR0091	6,375	99,31	99,75	6,508	182	99,55	98,38	2161 Hari	↓
FR0092	7,125	103,37	104,23	6,777	60	103,56	101,68	5823 Hari	↓
FR0093	6,375	97,34	98,33	6,710	90	97,96	96,07	4052 Hari	↓
FR0089	6,875	99,88	100,56	6,881	121	99,94	99,23	9125 Hari	↓
FR0095	6,375	100,62	101,00	6,076	121	100,88	100,33	840 Hari	↓
FR0096	7,000	102,47	102,81	6,544	121	102,71	101,01	2463 Hari	↓
FR0100	6,625	100,11	100,52	6,605	121	100,47	98,74	2823 Hari	↓
FR0101	6,875	101,85	102,27	6,178	182	102,01	101,32	1080 Hari	↓
FR0102	6,875	100,19	100,83	6,859	90	100,50	99,64	10176 Hari	↓
FR0103	6,750	100,52	100,85	6,673	90	100,87	99,41	3331 Hari	↓
FR0104	6,500	100,59	100,89	6,332	90	100,88	99,78	1530 Hari	↓
FR0105	6,875	100,36	101,07	6,844	90	100,61	100,69	13779 Hari	↓
FR0106	7,125	103,48	103,94	6,738	121	103,59	101,71	5163 Hari	↓
FR0107	7,125	104,83	105,24	6,675	121	104,91	102,57	6964 Hari	↓
FR0108	6,500	99,25	99,54	6,604	182	99,66	97,62	3602 Hari	↓
FR0098	7,125	102,72	103,31	6,787	60	103,16	101,76	4382 Hari	↓
FR0097	7,125	103,73	104,20	6,749	60	103,80	101,84	6183 Hari	↓
PBS012	8,875	112,20	112,83	6,251	29	112,38	112,58	2011 Hari	↓
PBS003	6,000	100,18	100,34	5,743	90	100,25	100,48	270 Hari	↓
PBS033	6,750	100,15	100,74	6,736	60	100,51	99,92	7624 Hari	↓
PBS037	6,875	101,96	102,75	6,602	152	102,76	102,22	3571 Hari	↓
PBS029	6,375	101,29	101,95	6,165	152	100,95	101,84	2850 Hari	↑
PBS034	6,500	99,51	100,28	6,552	60	99,90	99,03	4742 Hari	↓
PBS038	6,875	101,75	102,21	6,725	60	101,92	101,62	8526 Hari	↓
PBS004	6,100	96,85	98,47	6,508	121	96,98	95,81	3904 Hari	↓
PBS030	5,875	99,57	99,82	6,076	90	99,71	100,30	810 Hari	↓
PBS039	6,625	98,58	99,58	6,745	90	99,14	99,32	5493 Hari	↓
PBS032	4,875	99,88	99,95	5,254	90	99,91	96,94	89 Hari	↓



Tim Riset:
 Ryan Eka Putra - Dealer FI - Ext.7952 - ryan.ekaputra@banksumselbabel.com
 Disclaimer/ Pernyataan bebas tanggung jawab: Semua data dalam lembaran ini hanya dipergunakan sebagai informasi, Kinerja masa lalu bukan merupakan indikasi kinerja masa depan atau perkiraan performa atas suatu instrumen. Informasi yang dimuat dalam lembar ini diperoleh dari sumber yang dapat dipercaya, namun BPD Sumsel Babel tidak menjamin kelengkapan atau akurasi. Data, opini dan perkiraan yang diungkapkan dapat berubah tanpa pemberitahuan dan BPD Sumsel Babel tegas menolak setiap dan semua tanggung jawab atas pernyataan dan jaminan, tersurat maupun tersirat, yang tercantum di sini, atau yang tidak dicantumkan.