

### Fixed Income Daily Report

Monday, 06 April 2026 09:00:23

Global Market			
Indicator	price yesterday	TOD price	% chg.
USD/IDR Today	16980	17000	0,12%
SGD/IDR Spot	13221	13210	-0,08%
MYR/IDR Spot	4217	4209	-0,19%
SAR/IDR Spot	4522	4523	0,02%
US - Dow Jones Industrial Average	46566	46505	-0,13%
Tokyo - Nikkei 225	53123	53792	1,24%
Hong Kong - Hang Seng Index	25294	25117	-0,71%
Singapore - Srait Time Index STI	4948	4960	0,25%
Indonesia - IHSG	7027	6974	-0,76%
WTI Crude Oil Future/ barrel	66,39	66,39	0,00%
Gold Spot \$/Oz	4627,94	4629,69	0,04%
Ice Newcastle Coal/ metric ton	137,20	137,90	0,51%
Malaysia CPO Contract (MYR/Metric ton)	4525,00	4525,00	0,00%

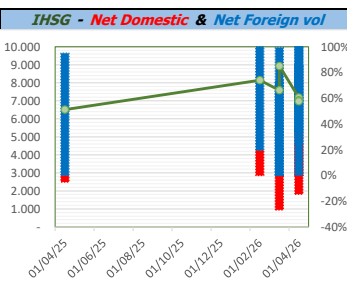
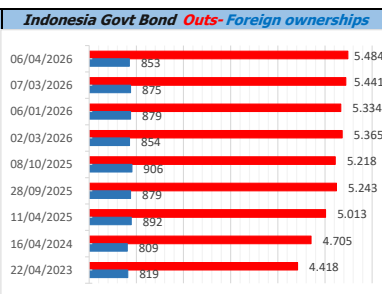
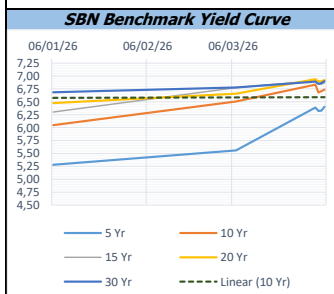
Policy rates				
Indicator	Date	Last	Prev.	Trend
BI-7 DS RR		4,75	5,00	↓
BI - Depfac	17/03/2026	3,75	4,00	↓
BI - LF		5,50	5,75	↓
US Fed's Current Range		3,75	4,00	↓
LPS IDR		3,50	3,75	↓
LPS USD	30/06/2025	2,00	2,25	↓
LPS BPR		6,00	6,25	↓

Indonesia Economic Data (in US\$ Billion, or percentage)				
Indicator	Date	Last	Prev.	Trend
GDP (Gross Domestic Bruto)	31/12/2025	5,39	5,04	↑
CPI (YoY)	31/03/2026	3,48	4,76	↓
CPI Core (YoY)	31/03/2026	2,52	-4,18	↑
CPI (MoM)	28/02/2026	0,41	0,68	↓
Trade Balance (USD Billion)	28/02/2026	\$ 1.280	\$ 954	↑
Export Growth	28/02/2026	\$ 1,01	\$ 3,39	↓
Import Growth	28/02/2026	\$ 10,85	\$ 18,21	↓
Foreign Reserves	28/02/2026	\$ 151,90	\$ 154,58	↓
Balance of Payment	31/12/2025	\$ -2.542	\$ 4.011	↓

Foreign currency (US\$) and Money Market (Rp.)				
Tenor	Sett. Date	BID	OFFER	Gap.
TOD	06/04/2026	17.015	17.015	0,00
TOM	07/04/2026	17.015	17.015	0,24
SPOT	08/04/2026	17.015	17.015	0,24
NDF 1Mo.	08/05/2026	17.005	17.015	10,00
D-NDF 3Mo.	08/07/2026	17.047	17.057	10,00
1 Wk.	15/04/2026	17.017	17.018	1,02
2 Wk.	22/04/2026	17.020	17.021	1,26
1 Mo.	08/05/2026	17.027	17.029	2,00
2 Mo.	08/06/2026	17.036	17.041	5,00
3 Mo.	08/07/2026	17.053	17.059	5,99
6 Mo.	08/10/2026	17.095	17.100	5,08
1 Yr.	08/04/2027	17.195	17.200	5,00

Money Market Rates (ACT/360)									
RATE	O/N	1 Wk	2 Wk	1 Mo	3 Mo	6 Mo	9 Mo	1 Yr	
INTERBANK (IDR)	4,11%	4,78%	4,86%	5,05%	#VALUE!	5,40%	no data	no data	no data
INTERBANK (USD)	3,67%	3,67%	3,68%	3,72%	3,86%	3,97%	3,97%	4,07%	4,11%
<b>INDONIA</b>	<b>4,11%</b>								
SIBOR (SGD)	0,10%	0,14%	no data	0,17%	0,21%	0,25%	0,35%	0,47%	0,58%
LIBOR (USD)	5,06%	no data	no data	4,96%	no data	4,85%	4,68%	no data	6,04%
JIBOR (IDR)	4,11%	4,81%	no data	5,03%	no data	5,46%	5,59%	no data	5,71%

Indonesia Government Bond									
Seri	Coupon	Bid	Offer	Bid Yield	Day(s) to Next Coupon	Last Week	Last Month	Day(s) to maturity	Trend
FR0064	6,125	99,86	100,31	6,194	37	100,15	99,78	757 Hari	↓
FR0090	5,125	99,24	99,58	5,897	7	99,41	99,32	367 Hari	↓
FR0091	6,375	98,65	99,06	6,650	7	98,84	98,38	2169 Hari	↓
FR0092	7,125	101,67	102,39	6,951	68	102,13	101,68	5831 Hari	↓
FR0093	6,375	96,53	97,70	6,820	98	97,27	96,07	4060 Hari	↓
FR0089	6,875	99,08	99,84	6,952	129	99,46	99,23	9133 Hari	↓
FR0095	6,375	100,34	100,66	6,212	129	100,50	100,33	848 Hari	↓
FR0096	7,000	101,26	101,97	6,765	129	101,85	101,01	2471 Hari	↓
FR0100	6,625	99,18	99,78	6,759	129	99,49	98,74	2831 Hari	↓
FR0101	6,875	101,16	101,64	6,447	7	101,48	101,32	1088 Hari	↓
FR0102	6,875	99,37	100,32	6,925	98	100,03	99,64	10184 Hari	↓
FR0103	6,750	99,95	100,39	6,755	98	100,13	99,41	3339 Hari	↓
FR0104	6,500	99,92	100,33	6,517	98	100,18	99,78	1538 Hari	↓
FR0105	6,875	100,06	100,72	6,869	98	100,39	100,69	13787 Hari	↓
FR0106	7,125	102,47	103,01	6,851	129	102,74	101,71	5171 Hari	↓
FR0107	7,125	102,96	103,56	6,845	129	103,22	102,57	6972 Hari	↓
FR0108	6,500	98,94	99,32	6,647	7	99,12	97,62	3610 Hari	↓
FR0098	7,125	101,92	102,52	6,889	68	102,33	101,76	4390 Hari	↓
FR0097	7,125	101,91	102,36	6,932	68	102,26	101,84	6191 Hari	↓
PBS012	8,875	112,30	112,82	6,238	37	112,56	112,58	2019 Hari	↓
PBS003	6,000	100,72	100,96	5,031	98	100,84	100,86	278 Hari	↓
PBS033	6,750	100,19	100,72	6,732	68	100,45	100,05	7632 Hari	↓
PBS037	6,875	102,50	103,41	6,529	160	102,95	102,22	3579 Hari	↓
PBS029	6,375	101,76	101,93	6,091	160	101,85	101,84	2858 Hari	↓
PBS034	6,500	99,56	100,30	6,549	68	99,93	99,03	4750 Hari	↓
PBS038	6,875	101,47	102,10	6,749	68	101,78	101,62	8533 Hari	↓
PBS004	6,100	95,69	96,76	6,663	129	95,80	95,69	3912 Hari	↓
PBS030	5,875	99,27	99,72	6,220	98	100,30	100,30	818 Hari	↓
PBS039	6,625	98,58	100,03	6,775	98	99,16	99,32	5501 Hari	↓
PBS032	4,875	99,83	99,93	5,430	98	99,85	96,94	97 Hari	↓



Tim Riset:  
 Ryan Eka Putra - Dealer FI - Ext.7952 - ryan.ekaputra@banksumselbabel.com  
 Disclaimer/ Pernyataan bebas tanggung Jawab: Semua data dalam lembaran ini hanya dipergunakan sebagai informasi, Kinerja masa lalu bukan merupakan indikasi kinerja masa depan atau perkiraan performa atas suatu instrumen. Informasi yang dimuat dalam lembar ini diperoleh dari sumber yang dapat dipercaya, namun BPD Sumsel Babel tidak menjamin kelengkapan atau akurasi. Data, opini dan perkiraan yang diungkapkan dapat berubah tanpa pemberitahuan dan BPD Sumsel Babel tegas menolak setiap dan semua tanggung jawab atas pernyataan dan jaminan, tersurat maupun tersirat, yang tercantum di sini, atau yang tidak dicantumkan.