

**Fixed Income Daily Report**

Thursday, 02 April 2026 09:05:48

Global Market			
Indicator	price yesterday	TOD price	% chg.
USD/IDR Today	16980	16990	0,06%
SGD/IDR Spot	13221	13208	-0,10%
MYR/IDR Spot	4217	4224	0,18%
SAR/IDR Spot	4525	4523	-0,04%
US - Dow Jones Industrial Average	46342	46566	0,48%
Tokyo - Nikkei 225	53740	53002	-1,39%
Hong Kong - Hang Seng Index	25294	25072	-0,88%
Singapore - Srait Time Index STI	4976	4954	-0,43%
Indonesia - JHSG	7184	7146	-0,53%
WTI Crude Oil Future/ barrel	66,39	66,39	0,00%
Gold Spot \$/Oz	4698,25	4700,20	0,04%
Ice Newcastle Coal/ metric ton	142,45	137,20	-3,83%
Malaysia CPO Contract (MYR/Metric ton)	4525,00	4525,00	0,00%

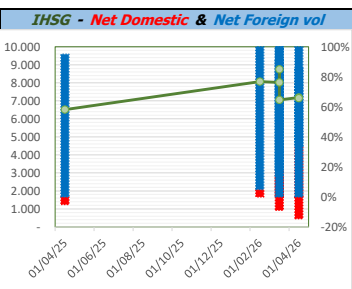
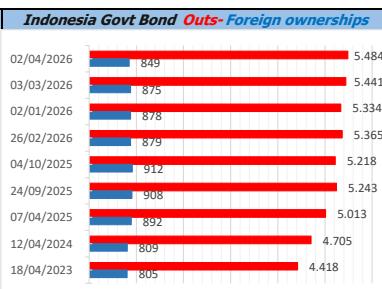
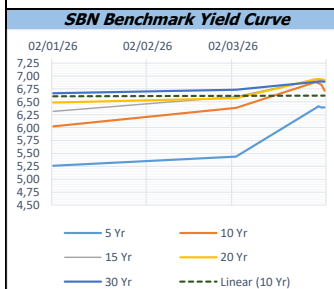
Policy rates				
Indicator	Date	Last	Prev.	Trend
BI-7 DS RR		4,75	5,00	↓
BI - Depfac	17/03/2026	3,75	4,00	↓
BI - LF		5,50	5,75	↓
US Fed's Current Range		3,75	4,00	↓
LPS IDR		3,50	3,75	↓
LPS USD	30/06/2025	2,00	2,25	↓
LPS BPR		6,00	6,25	↓

Indonesia Economic Data (in US\$ Billion, or percentage)				
Indicator	Date	Last	Prev.	Trend
GDP (Gross Domestic Bruto)	31/12/2025	5,39	5,04	↑
CPI (YoY)	31/03/2026	3,48	4,76	↓
CPI Core (YoY)	31/03/2026	2,52	-4,18	↑
CPI (MoM)	28/02/2026	0,41	0,68	↓
Trade Balance (USD Billion)	28/02/2026	\$ 1,280	\$ 954	↑
Export Growth	28/02/2026	\$ 1,01	\$ 3,39	↓
Import Growth	28/02/2026	\$ 10,85	\$ 18,21	↓
Foreign Reserves	28/02/2026	\$ 151,90	\$ 154,58	↓
Balance of Payment	31/12/2025	\$ -2,542	\$ 4,011	↓

Foreign currency (US\$) and Money Market (Rp.)				
Tenor	Sett. Date	BID	OFFER	Gap.
TOD	02/04/2026	16.980	16.990	10,00
TOM	03/04/2026	16.981	16.991	10,46
SPOT	07/04/2026	16.981	16.991	10,46
NDF 1Mo.	07/05/2026	16.986	16.996	10,00
D-NDF 3Mo.	07/07/2026	17.027	17.036	9,00
1 Wk.	14/04/2026	16.982	16.993	11,32
2 Wk.	21/04/2026	16.984	16.996	11,90
1 Mo.	07/05/2026	16.992	17.004	12,00
2 Mo.	08/06/2026	17.001	17.017	15,51
3 Mo.	07/07/2026	17.013	17.030	16,74
6 Mo.	07/10/2026	17.060	17.080	20,00
1 Yr.	07/04/2027	17.158	17.182	23,66

Money Market Rates (ACT/360)									
RATE	O/N	1 Wk	2 Wk	1 Mo	3 Mo	6 Mo	9 Mo	1 Yr	
INTERBANK (IDR)	4,00%	4,80%	4,88%	5,05%	#VALUE!	5,33%	no data	no data	no data
INTERBANK (USD)	3,66%	3,68%	3,70%	3,73%	3,82%	3,94%	3,92%	4,01%	4,05%
<b>INDONESIA</b>	<b>4,00%</b>								
SIBOR (SGD)	0,10%	0,14%	no data	0,17%	0,21%	0,25%	0,35%	0,47%	0,58%
LIBOR (USD)	5,06%	no data	no data	4,96%	no data	4,85%	4,68%	no data	6,04%
JIBOR (IDR)	4,00%	4,81%	no data	5,03%	no data	5,46%	5,59%	no data	5,71%

Indonesia Government Bond									
Seri	Coupon	Bid	Offer	Bid Yield	Day(s) to Next Coupon	Last Week	Last Month	Day(s) to maturity	Trend
FR0064	6,125	99,91	100,25	6,170	38	99,80	99,78	758 Hari	↑
FR0090	5,125	99,27	99,61	5,868	8	99,32	99,32	368 Hari	↓
FR0091	6,375	98,62	99,04	6,656	8	98,09	98,38	2170 Hari	↑
FR0092	7,125	101,80	102,34	6,937	69	101,70	101,68	5832 Hari	↑
FR0093	6,375	96,29	97,19	6,850	99	95,91	96,07	4061 Hari	↑
FR0089	6,875	98,89	99,96	6,968	130	99,17	99,23	9134 Hari	↓
FR0095	6,375	100,36	100,68	6,203	130	100,35	100,33	849 Hari	↑
FR0096	7,000	101,42	102,17	6,737	130	100,86	101,01	2472 Hari	↑
FR0100	6,625	99,43	99,84	6,718	130	98,45	98,74	2832 Hari	↑
FR0101	6,875	101,29	101,69	6,400	8	101,36	101,32	1089 Hari	↓
FR0102	6,875	99,74	100,44	6,895	99	99,72	99,64	10185 Hari	↑
FR0103	6,750	100,14	100,51	6,727	99	99,30	99,41	3340 Hari	↑
FR0104	6,500	100,02	100,35	6,492	99	99,69	99,78	1539 Hari	↓
FR0105	6,875	100,17	100,76	6,866	99	100,69	100,69	13788 Hari	↑
FR0106	7,125	102,58	103,11	6,839	130	101,46	101,71	5172 Hari	↑
FR0107	7,125	103,07	103,55	6,836	130	102,69	102,57	6973 Hari	↑
FR0108	6,500	98,71	99,19	6,679	8	97,58	97,62	3611 Hari	↑
FR0098	7,125	101,98	102,66	6,881	69	101,62	101,76	4391 Hari	↑
FR0097	7,125	101,97	102,50	6,927	69	101,84	101,84	6192 Hari	↓
PBS012	8,875	112,31	112,82	6,238	38	112,59	112,58	2020 Hari	↑
PBS003	6,000	100,72	100,97	5,026	99	100,90	100,86	279 Hari	↓
PBS033	6,750	100,15	100,70	6,735	69	100,10	100,05	7633 Hari	↑
PBS037	6,875	102,11	102,43	6,582	161	102,13	102,22	3580 Hari	↓
PBS029	6,375	101,70	101,87	6,101	161	101,79	101,84	2859 Hari	↑
PBS034	6,500	99,65	100,39	6,539	69	99,03	99,03	4751 Hari	↑
PBS038	6,875	101,44	102,07	6,751	69	101,73	101,62	8534 Hari	↓
PBS004	6,100	95,21	96,70	6,728	130	95,66	95,69	3913 Hari	↓
PBS030	5,875	99,94	101,53	5,900	99	100,54	100,77	819 Hari	↓
PBS039	6,625	98,65	99,69	6,764	99	99,23	99,32	5502 Hari	↓
PBS032	4,875	99,83	99,93	5,469	99	99,88	96,94	98 Hari	↓



Tim Riset:

Ryan Eka Putra - Dealer FI - Ext.7952 - ryan.ekaputra@banksumselbabel.com

**Disclaimer/ Pernyataan bebas tanggung jawab:** Semua data dalam lembaran ini hanya dipergunakan sebagai informasi, Kinerja masa lalu bukan merupakan indikasi kinerja masa depan atau perkiraan performa atas suatu instrumen. Informasi yang dimuat dalam lembar ini diperoleh dari sumber yang dapat dipercaya, namun BPD Sumsel Babel tidak menjamin kelengkapan atau akurasi. Data, opini dan perkiraan yang diungkapkan dapat berubah tanpa pemberitahuan dan BPD Sumsel Babel tegas menolak setiap dan semua tanggung jawab atas pernyataan dan jaminan, tersurat maupun tersirat, yang tercantum di sini, atau yang tidak dicantumkan.