BANK SUMSELBABEL

Fixed Income Daily Report

Monday, 30 June 2025 09:01:15

Global Market

Indicator	price yesterday	TOD price	% chg.
USD/IDR Today	16290	16314	0,15%
SGD/IDR Spot	12735	12729	-0,05%
MYR/IDR Spot	3845	3838	-0,19%
SAR/IDR Spot	4318	4321	0,07%
US - Dow Jones Industrial Average	43387	43819	0,99%
Tokyo - Nikkei 225	40151	40763	1,50%
Hong Kong - Hang Seng Index	24284	24184	-0,41%
Singapore - Srait Time Index STI	3966	3962	-0,10%
Indonesia - IHSG	6897	6913	0,23%
WTI Crude Oil Future/ barrel (Aug. 2024)	62,56	62,56	0,00%
Gold Spot $/Oz	3275,97	3276,73	0,02%
Ice Newcastle Coal/ metric ton	106,15	107,00	0,79%
Malaysia CPO Contract (MYR/Metric ton)	3847,00	3847,00	0,00%

Policy rates

Indicator	Date	Last	Prev.	Trend
BI-7 DS RR		5,50	6,25	↓
BI - Depfac	18/06/2025	5,25	5,50	↓
BI - LF		6,75	7,00	↓
US Fed's Current Range		4,50	5,50	↓
LPS IDR		4,25	4,25	→
LPS USD	01/02/2024	2,25	2,25	→
LPS BPR		6,75	6,75	→

Foreign currency (US$) and Money Market (Rp.)

Tenor	Sett. Date	BID	OFFER	Gap.
TOD	30/06/2025	16.210	16.210	0,00
TOM	01/07/2025	16.210	16.211	0,20
SPOT	02/07/2025	16.210	16.211	0,20
NDF 1Mo.	04/08/2025	16.215	16.223	8,00
D-NDF 3Mo.	02/10/2025	16.245	16.263	18,00
1 Wk.	09/07/2025	16.214	16.214	0,00
2 Wk.	16/07/2025	16.218	16.219	1,69
1 Mo.	04/08/2025	16.229	16.232	3,20
2 Mo.	02/09/2025	16.247	16.247	0,00
3 Mo.	02/10/2025	16.264	16.264	0,00
6 Mo.	02/01/2026	16.315	16.318	3,00
1 Yr.	02/07/2026	16.430	16.470	40,00

Indonesia Economic Data (in US$ Billion, or percentage)

Indicator	Date	Last	Prev.	Trend
GDP (Gross Domestic Bruto)	31/03/2025	4,87	5,02	↓
CPI (YoY)	31/05/2025	1,60	1,95	↓
CPI Core (YoY)	31/05/2025	2,40	-4	↑
CPI (MoM)	30/04/2025	-0,37	1,17	↓
Trade Balance (USD Billion)	30/04/2025	$ 159	$ 4.327	↓
Export Growth	30/04/2025	$ 5,76	$ 3,15	↑
Import Growth	30/04/2025	$ 21,84	$ 5,34	↑
Foreign Reserves	31/05/2025	$ 152,49	$ 152,47	↑
Balance of Payment	31/03/2025	$ -177	$ -1.127	↑

Money Market Rates (ACT/360)

RATE	O/N	1 Wk	2 Wk	1 Mo	2 Mo	3 Mo	6 Mo	9 Mo	1 Yr
INTERBANK (IDR)	5,17%	5,86%	5,98%	6,15%	#VALUE!	6,40%	no data	no data	no data
INTERBANK (USD)	4,34%	4,37%	4,37%	4,41%	4,45%	4,48%	4,40%	4,33%	4,26%
INDONIA	**5,17%**								
SIBOR (SGD)	0,10%	0,14%	no data	0,17%	0,21%	0,25%	0,35%	0,47%	0,58%
LIBOR (USD)	5,06%	no data	no data	4,96%	no data	4,85%	4,68%	no data	6,04%
JIBOR (IDR)	5,17%	5,79%	no data	6,15%	no data	6,44%	6,54%	no data	6,74%

Indonesia Goverment Bond

Seri	Coupon	Bid	Offer	Bid Yield	Day(s) to Next Coupon	Last Week	Last Month	Day(s) to maturity	Trend
FR0064	6,125	99,78	100,00	6,207	136	99,86	99,53	1034 Hari	↓
FR0084	7,250	100,60	100,92	6,240	44	100,74	100,71	225 Hari	↓
FR0090	5,125	98,59	98,81	5,967	105	98,46	98,17	643 Hari	↑
FR0091	6,375	99,15	99,45	6,531	105	99,23	98,55	2445 Hari	↓
FR0092	7,125	100,80	101,36	7,043	166	101,29	101,00	6107 Hari	↓
FR0093	6,375	96,18	97,02	6,846	13	96,60	96,01	4336 Hari	↓
FR0089	6,875	98,10	98,98	7,034	44	98,35	98,35	9409 Hari	↓
FR0095	6,375	100,45	100,68	6,213	44	100,52	100,34	1124 Hari	↓
FR0096	7,000	102,27	102,52	6,615	44	102,39	101,53	2747 Hari	↓
PBS012	8,875	110,81	111,25	6,756	136	111,03	111,01	2295 Hari	↓
PBS003	6,000	99,76	100,03	6,163	13	99,90	99,67	554 Hari	↓
PBS033	6,750	96,95	98,88	7,024	166	97,91	97,90	7908 Hari	↓
PBS036	5,375	99,74	100,09	7,356	44	99,91	99,94	43 Hari	↓
PBS037	6,875	100,11	100,61	6,858	75	100,36	99,85	3855 Hari	↓
PBS029	6,375	97,78	98,05	6,714	75	97,92	97,11	3134 Hari	↓
PBS034	6,500	96,82	97,47	6,857	166	97,14	96,51	5026 Hari	↓
FR0100	6,625	99,88	100,18	6,641	44	99,99	99,19	3107 Hari	↓
FR0101	6,875	102,11	102,28	6,238	105	102,16	101,64	1364 Hari	↓
FR0102	6,875	98,13	98,78	7,027	13	98,37	98,37	10460 Hari	↓
FR0103	6,750	100,80	101,01	6,640	13	100,77	99,45	3615 Hari	↑
FR0104	6,500	100,80	100,98	6,311	13	100,89	100,32	1814 Hari	↓
FR0105	6,875	98,03	98,54	7,023	13	98,13	97,35	14063 Hari	↓
FR0106	7,125	101,40	101,81	6,972	44	101,62	101,12	5447 Hari	↓
FR0107	7,125	101,12	101,49	7,019	44	101,30	101,10	7248 Hari	↓
FR0098	7,125	102,10	102,48	6,877	166	102,26	101,52	4666 Hari	↓
FR0097	7,125	101,11	101,53	7,015	166	101,36	101,11	6467 Hari	↓
PBS038	6,875	98,89	99,48	6,970	166	99,18	98,85	8810 Hari	↓
PBS004	6,100	93,97	94,49	6,860	44	94,23	93,62	4188 Hari	↓
PBS030	5,875	98,90	99,19	6,276	13	99,05	98,50	1094 Hari	↓
PBS039	6,625	96,96	97,72	6,942	13	97,34	97,18	5777 Hari	↓
PBS032	4,875	98,78	98,84	6,102	13	98,81	96,94	373 Hari	↓

SBN Benchmark Yield Curve

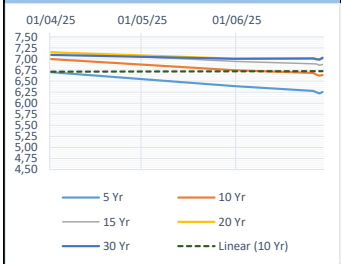

Indonesia Govt Bond Outs- Foreign ownerships

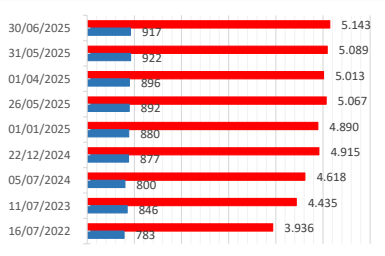

IHSG - Net Domestic & Net Foreign vol

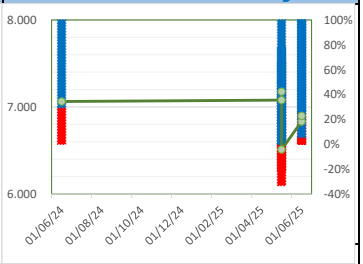

Tim Riset:

Ryan Eka Putra - Dealer FI - Ext.7952 - ryan.ekaputra@banksumselbabel.com

Disclaimer/ Pernyataan bebas tanggung Jawab: Semua data dalam lembaran ini hanya dipergunakan sebagai informasi, Kinerja masa lalu bukan merupakan indikasi kinerja masa depan atau perkiraan performa atas suatu instrumen. Informasi yang dimuat dalam lembar ini diperoleh dari sumber yang dapat dipercaya, namun BPD Sumsel Babel tidak menjamin kelengkapan atau akurasi. Data, opini dan perkiraan yang diungkapkan dapat berubah tanpa pemberitahuan dan BPD Sumsel Babel tegas menolak setiap dan semua tanggung jawab atas pernyataan dan jaminan, tersurat maupun tersirat, yang tercantum di sini, atau yang tidak dicantumkan.