BANK SUMSELBABEL

Fixed Income Daily Report

Tuesday, 03 June 2025 09:00:38

Global Market

Indicator	price yesterday	TOD price	% chg.
USD/IDR Today	16290	16248	-0,26%
SGD/IDR Spot	12658	12641	-0,14%
MYR/IDR Spot	3842	3850	0,21%
SAR/IDR Spot	4333	4341	0,18%
US - Dow Jones Industrial Average	42270	42305	0,08%
Tokyo - Nikkei 225	37471	37693	0,59%
Hong Kong - Hang Seng Index	23158	23389	0,99%
Singapore - Srait Time Index STI	3891	3894	0,08%
Indonesia - IHSG	7065	7083	0,25%
WTI Crude Oil Future/ barrel (Aug. 2024)	64,31	64,31	0,00%
Gold Spot $/Oz	3372,75	3373,51	0,02%
Ice Newcastle Coal/ metric ton	103,30	105,35	1,95%
Malaysia CPO Contract (MYR/Metric ton)	3831,00	3831,00	0,00%

Policy rates

Indicator	Date	Last	Prev.	Trend
BI-7 DS RR		5,50	6,25	↓
BI - Depfac	21/05/2025	5,25	5,50	↓
BI - LF		6,75	7,00	↓
US Fed's Current Range		4,50	5,50	↓
LPS IDR		4,25	4,25	→
LPS USD	01/02/2024	2,25	2,25	→
LPS BPR		6,75	6,75	→

Indonesia Economic Data (in US$ Billion, or percentage)

Indicator	Date	Last	Prev.	Trend
GDP (Gross Domestic Bruto)	31/03/2025	4,87	5,02	↓
CPI (YoY)	31/05/2025	1,60	1,95	↓
CPI Core (YoY)	31/05/2025	2,40	-4	↑
CPI (MoM)	30/04/2025	-0,37	1,17	↓
Trade Balance (USD Billion)	30/04/2025	$ 159	$ 4.327	↓
Export Growth	30/04/2025	$ 5,76	$ 3,15	↑
Import Growth	30/04/2025	$ 21,84	$ 5,34	↑
Foreign Reserves	30/04/2025	$ 152,47	$ 157,09	↓
Balance of Payment	31/03/2025	$ -177	$ -1.127	↑

Foreign currency (US$) and Money Market (Rp.)

Tenor	Sett. Date	BID	OFFER	Gap.
TOD	03/06/2025	16.250	16.300	50,00
TOM	04/06/2025	16.251	16.301	50,10
SPOT	05/06/2025	16.251	16.301	50,10
NDF 1Mo.	07/07/2025	16.304	16.316	12,00
D-NDF 3Mo.	08/09/2025	16.339	16.356	17,00
1 Wk.	12/06/2025	16.255	16.306	50,88
2 Wk.	20/06/2025	16.260	16.312	51,57
1 Mo.	07/07/2025	16.271	16.324	53,00
2 Mo.	05/08/2025	16.288	16.345	57,00
3 Mo.	08/09/2025	16.308	16.362	54,30
6 Mo.	05/12/2025	16.355	16.410	54,65
1 Yr.	05/06/2026	16.477	16.560	83,13

Money Market Rates (ACT/360)

RATE	O/N	1 Wk	2 Wk	1 Mo	2 Mo	3 Mo	6 Mo	9 Mo	1 Yr
INTERBANK (IDR)	5,76%	5,85%	6,05%	6,18%	#VALUE!	6,28%	no data	no data	no data
INTERBANK (USD)	4,35%	4,36%	4,37%	4,43%	4,48%	4,51%	4,45%	4,47%	4,43%
INDONIA	**5,76%**								
SIBOR (SGD)	0,10%	0,14%	no data	0,17%	0,21%	0,25%	0,35%	0,47%	0,58%
LIBOR (USD)	5,06%	no data	no data	4,96%	no data	4,85%	4,68%	no data	6,04%
JIBOR (IDR)	5,76%	5,80%	no data	6,15%	no data	6,45%	6,55%	no data	6,75%

Indonesia Goverment Bond

Seri	Coupon	Bid	Offer	Bid Yield	Day(s) to Next Coupon	Last Week	Last Month	Day(s) to maturity	Trend
FR0064	6,125	99,37	99,60	6,361	163	99,53	99,53	1060 Hari	↓
FR0081	6,500	99,95	100,04	8,135	10	100,00	100,00	10 Hari	↓
FR0084	7,250	100,53	100,88	6,471	71	100,71	100,71	252 Hari	↓
FR0090	5,125	98,02	98,32	6,242	132	98,17	98,17	670 Hari	↓
FR0091	6,375	98,32	98,60	6,682	132	98,55	98,55	2472 Hari	↓
FR0092	7,125	100,56	101,13	7,059	10	101,00	101,00	6134 Hari	↓
FR0093	6,375	95,56	96,31	6,922	40	96,01	96,01	4362 Hari	↓
FR0089	6,875	97,74	98,74	7,053	71	98,35	98,35	9436 Hari	↓
FR0095	6,375	100,09	100,43	6,321	71	100,34	100,34	1151 Hari	↓
FR0096	7,000	101,28	101,61	6,772	71	101,53	101,53	2773 Hari	↓
PBS012	8,875	110,78	111,25	6,782	163	111,01	111,01	2322 Hari	↓
PBS003	6,000	99,52	99,79	6,315	40	99,67	99,67	581 Hari	↓
PBS033	6,750	97,29	98,73	6,993	10	97,90	97,90	7935 Hari	↓
PBS036	5,375	99,77	100,12	6,443	71	99,94	99,94	70 Hari	↓
PBS037	6,875	99,22	100,46	6,977	102	99,85	99,85	3882 Hari	↓
PBS029	6,375	96,97	97,24	6,837	102	97,11	97,11	3161 Hari	↓
PBS034	6,500	96,13	96,81	6,936	10	96,51	96,51	5053 Hari	↓
FR0100	6,625	98,96	99,18	6,784	71	99,19	99,19	3133 Hari	↓
FR0101	6,875	101,46	101,71	6,428	132	101,64	101,64	1391 Hari	↓
FR0102	6,875	98,09	98,64	7,023	40	98,37	98,37	10486 Hari	↓
FR0103	6,750	99,12	99,36	6,865	40	99,45	99,45	3641 Hari	↓
FR0104	6,500	100,07	100,26	6,468	40	100,32	100,32	1840 Hari	↓
FR0105	6,875	97,05	97,50	7,098	40	97,35	97,35	14089 Hari	↓
FR0106	7,125	100,86	101,23	7,029	71	101,12	101,12	5474 Hari	↓
FR0107	7,125	100,92	101,25	7,040	71	101,10	101,10	7275 Hari	↓
FR0098	7,125	101,23	101,73	6,980	10	101,52	101,52	4693 Hari	↓
FR0097	7,125	100,83	101,25	7,036	10	101,11	101,11	6494 Hari	↓
PBS038	6,875	98,70	99,29	6,986	10	98,85	98,85	8836 Hari	↓
PBS004	6,100	93,37	93,88	6,935	71	93,62	93,62	4214 Hari	↓
PBS030	5,875	98,31	98,65	6,481	40	98,50	98,50	1120 Hari	↓
PBS039	6,625	96,50	97,87	6,989	40	97,18	97,18	5803 Hari	↓
PBS032	4,875	98,53	98,55	6,246	40	98,54	96,94	399 Hari	↓

SBN Benchmark Yield Curve

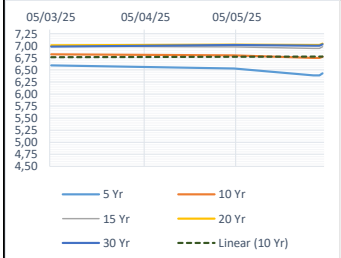

Indonesia Govt Bond Outs- Foreign ownerships

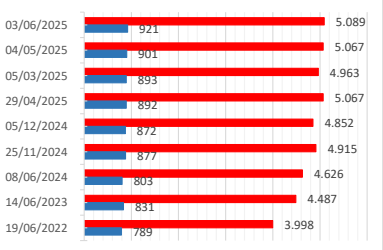

IHSG - Net Domestic & Net Foreign vol

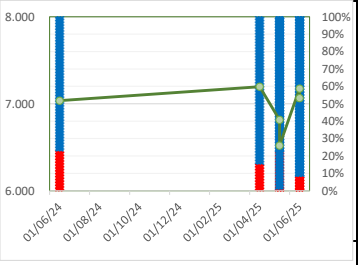

Tim Riset:

Ryan Eka Putra - Dealer FI - Ext.7952 - ryan.ekaputra@banksumselbabel.com

Disclaimer/ Pernyataan bebas tanggung Jawab: Semua data dalam lembaran ini hanya dipergunakan sebagai informasi, Kinerja masa lalu bukan merupakan indikasi kinerja masa depan atau perkiraan performa atas suatu instrumen. Informasi yang dimuat dalam lembar ini diperoleh dari sumber yang dapat dipercaya, namun BPD Sumsel Babel tidak menjamin kelengkapan atau akurasi. Data, opini dan perkiraan yang diungkapkan dapat berubah tanpa pemberitahuan dan BPD Sumsel Babel tegas menolak setiap dan semua tanggung jawab atas pernyataan dan jaminan, tersurat maupun tersirat, yang tercantum di sini, atau yang tidak dicantumkan.