

### Fixed Income Daily Report

Wednesday, 15 May 2024 09:01:03

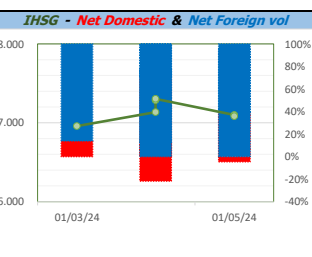
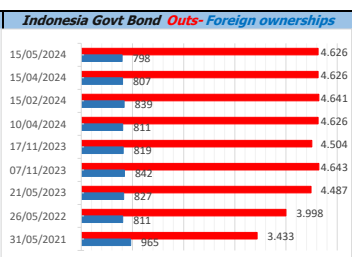
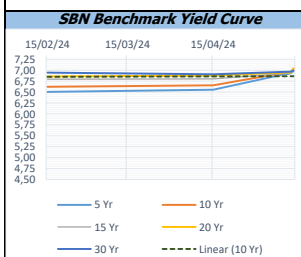
Global Market				Policy rates				
Indicator	price yesterday	TOD price	% chg.	Indicator	Date	Last	Prev.	Trend
USD/IDR Today	16104	16078	-0,16%	BI-7 DS RR		6,25	6,00	↑
SGD/IDR Spot	11895	11897	0,02%	BI - Depfac	24/04/2024	5,50	5,25	↑
MYR/IDR Spot	3418	3416	-0,05%	BI - LF		7,00	6,75	↑
SAR/IDR Spot	4293	4288	-0,12%	US Fed's Current Range		5,50	5,50	→
US - Dow Jones Industrial Average	39432	39558	0,32%	LPS IDR		4,25	4,25	→
Tokyo - Nikkei 225	38356	38569	0,55%	LPS USD	01/02/2024	2,25	2,25	→
Hong Kong - Hang Seng Index	19115	19074	-0,22%	LPS BPR		6,75	6,75	→
Singapore - Srait Time Index STI	3313	3297	-0,49%					
Indonesia - IHSG	7084	7108	0,33%					
WTI Crude Oil Future/ barrel (May. 2024)	82,85	82,85	0,00%					
Gold Spot \$/Oz	2357,52	2357,90	0,02%					
Ice Newcastle Coal/ metric ton	142,10	142,65	0,39%					
Malaysia CPO Contract (MYR/Metric ton)	3800,00	3800,00	0,00%					

Indonesia Economic Data (in US\$ Billion, or percentage)				
Indicator	Date	Last	Prev.	Trend
GDP (Gross Domestic Bruto)	31/03/2024	5,11	5,04	↑
CPI (YoY)	30/04/2024	3,00	3,05	↓
CPI Core (YoY)	30/04/2024	1,82	2,82	↓
CPI (MoM)	31/03/2024	0,25	0,52	↓
Trade Balance (USD Billion)	31/03/2024	\$ 4.473	\$ 834	↑
Export Growth	31/03/2024	\$ -3,75	\$ -9,60	↑
Import Growth	31/03/2024	\$ -12,76	\$ 15,84	↓
Foreign Reserves	30/04/2024	\$ 136,20	\$ 140,39	↓
Balance of Payment	31/12/2023	\$ -1.290	\$ -1.039	↓

Foreign currency (US\$) and Money Market (Rp.)				
Tenor	Sett. Date	BID	OFFER	Gap.
TOD	15/05/2024	16.108	16.108	0,00
TOM	16/05/2024	16.108	16.109	0,20
SPOT	17/05/2024	16.108	16.109	0,20
NDF 1Mo.	20/06/2024	16.090	16.095	5,00
D-NDF 3Mo.	19/08/2024	16.113	16.127	14,00
1 Wk.	28/05/2024	16.111	16.112	1,06
2 Wk.	31/05/2024	16.112	16.115	2,74
1 Mo.	20/06/2024	16.120	16.123	3,00
2 Mo.	17/07/2024	16.127	16.133	6,00
3 Mo.	19/08/2024	16.142	16.146	3,83
6 Mo.	18/11/2024	16.181	16.187	6,31
1 Yr.	19/05/2025	16.263	16.288	25,00

Money Market Rates (ACT/360)									
RATE	O/N	1 Wk	2 Wk	1 Mo	2 Mo	3 Mo	6 Mo	9 Mo	1 Yr
INTERBANK (IDR)	6,28%	6,55%	6,68%	6,95%	7,03%	7,18%	no data	no data	no data
INTERBANK (USD)	5,35%	5,35%	5,34%	5,46%	5,48%	5,49%	5,52%	5,55%	5,57%
<b>INDONESIA</b>	<b>6,28%</b>								
SIBOR (SGD)	0,10%	0,14%	no data	0,17%	0,21%	0,25%	0,35%	0,47%	0,58%
LIBOR (USD)	5,06%	no data	no data	5,43%	no data	5,58%	5,72%	no data	6,04%
JIBOR (IDR)	6,28%	6,52%	no data	6,90%	no data	7,18%	7,29%	no data	7,45%

Indonesia Government Bond									
Seri	Coupon	Bid	Offer	Bid Yield	Day(s) to Next Coupon	Last Week	Last Month	Day(s) to maturity	Trend
FR0064	6,125	97,06	97,33	6,982	182	97,21	96,49	1439 Hari	↓
FR0077	8,125	100,01	100,02	5,709	1	100,01	100,09	1 Hari	↓
FR0081	6,500	99,64	99,80	6,847	29	99,71	99,46	389 Hari	↓
FR0084	7,250	100,45	100,89	6,961	90	100,74	100,65	630 Hari	↓
FR0090	5,125	95,28	95,81	6,938	151	95,59	95,17	1048 Hari	↓
FR0091	6,375	96,23	96,54	7,002	151	96,61	95,30	2850 Hari	↓
FR0092	7,125	101,00	101,74	7,026	29	101,31	99,68	6513 Hari	↓
FR0093	6,375	94,38	95,19	7,036	59	94,96	94,33	4741 Hari	↓
FR0089	6,875	97,94	98,42	7,045	90	98,45	96,63	9815 Hari	↓
FR0095	6,375	97,95	98,28	6,938	90	98,05	97,27	1530 Hari	↓
FR0096	7,000	99,92	100,44	7,009	90	100,45	98,92	3152 Hari	↓
PBS012	8,875	113,20	113,81	6,614	182	112,69	113,50	2700 Hari	↑
PBS003	6,000	98,51	98,93	6,615	59	98,59	98,96	960 Hari	↓
PBS031	4,000	99,50	99,58	6,994	59	99,43	99,43	58 Hari	↑
PBS033	6,750	98,80	99,39	6,853	29	99,09	98,86	8314 Hari	↓
PBS036	5,375	98,18	98,44	6,911	90	98,44	98,53	449 Hari	↑
PBS037	6,875	101,33	101,63	6,709	121	100,99	101,49	4261 Hari	↑
PBS029	6,375	98,16	99,21	6,632	121	98,08	98,11	3540 Hari	↑
PBS034	6,500	97,71	98,60	6,744	29	97,79	98,04	5432 Hari	↓
FR0100	6,625	97,52	97,63	6,978	90	97,74	95,87	3512 Hari	↓
FR0101	6,875	99,57	99,81	6,977	151	99,84	98,94	1769 Hari	↓
FR0102	6,875	98,52	99,08	6,992	59	98,90	97,17	10865 Hari	↓
FR0098	7,125	100,81	102,00	7,033	29	101,75	99,42	5072 Hari	↓
FR0097	7,125	100,84	101,56	7,043	29	101,85	99,91	6873 Hari	↓
PBS038	6,875	98,23	99,03	7,024	29	98,31	98,86	9215 Hari	↓
PBS004	6,100	95,12	95,84	6,672	90	94,98	95,27	4593 Hari	↑
PBS030	5,875	96,88	97,25	6,743	59	97,23	97,21	1499 Hari	↓
PBS039	6,625	98,10	98,85	6,813	59	97,38	98,34	6182 Hari	↑
PBS032	4,875	95,81	96,28	6,990	59	95,98	96,13	778 Hari	↓



Tim Riset:  
Kemas Yudho - Dealer FI - Ext.7952 - kemas.yudho@bankselsabel.com

Disclaimer/ Pernyataan bebas tanggung jawab: Semua data dalam lembaran ini hanya dipergunakan sebagai informasi. Kinerja masa lalu bukan merupakan indikasi kinerja masa depan atau perkiraan performa atas suatu instrumen. Informasi yang dimuat dalam lembaran ini diperoleh dari sumber yang dapat dipercaya, namun BPD Sumsel Babel tidak menjamin kelengkapan atau akurasi. Data, opini dan perkiraan yang diungkapkan dapat berubah tanpa pemberitahuan dan BPD Sumsel Babel tegas menolai setiap dan semua tanggung jawab atas pernyataan dan jaminan, tersurat maupun tersirat, yang tercantum di sini, atau yang tidak dicantumkan.