

### Fixed Income Daily Report

Tuesday, 14 May 2024 09:11:12

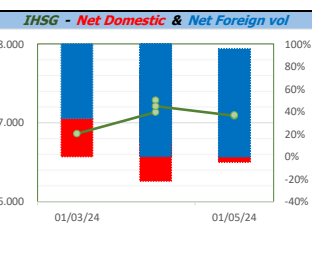
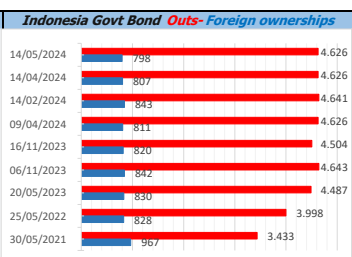
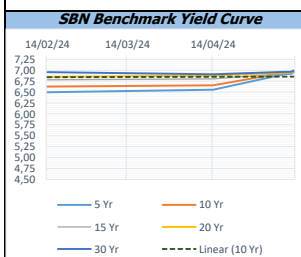
Global Market				Policy rates				
Indicator	price yesterday	TOD price	% chg.	Indicator	Date	Last	Prev.	Trend
USD/IDR Today	16080	16130	0,31%	BI-7 DS RR		6,25	6,00	↑
SGD/IDR Spot	11873	11912	0,33%	BI - Depfac	24/04/2024	5,50	5,25	↑
MYR/IDR Spot	3389	3407	0,54%	BI - LF		7,00	6,75	↑
SAR/IDR Spot	4288	4288	0,00%	US Fed's Current Range		5,50	5,50	→
US - Dow Jones Industrial Average	39513	39432	-0,21%	LPS IDR		4,25	4,25	→
Tokyo - Nikkei 225	38179	38201	0,06%	LPS USD	01/02/2024	2,25	2,25	→
Hong Kong - Hang Seng Index	19115	19193	0,41%	LPS BPR		6,75	6,75	→
Singapore - Srait Time Index STI	3304	3303	-0,03%					
Indonesia - IHSG	7099	7114	0,21%					
WTI Crude Oil Future/ barrel (May. 2024)	82,85	82,85	0,00%					
Gold Spot \$/Oz	2343,01	2343,38	0,02%					
Ice Newcastle Coal/ metric ton	144,40	142,10	-1,62%					
Malaysia CPO Contract (MYR/Metric ton)	3908,00	3908,00	0,00%					

Indonesia Economic Data (in US\$ Billion, or percentage)				
Indicator	Date	Last	Prev.	Trend
GDP (Gross Domestic Bruto)	31/03/2024	5,11	5,04	↑
CPI (YoY)	30/04/2024	3,00	3,05	↓
CPI Core (YoY)	30/04/2024	1,82	2,82	↓
CPI (MoM)	31/03/2024	0,25	0,52	↓
Trade Balance (USD Billion)	31/03/2024	\$ 4.473	\$ 834	↑
Export Growth	31/03/2024	\$ -3,75	\$ -9,60	↑
Import Growth	31/03/2024	\$ -12,76	\$ 15,84	↓
Foreign Reserves	30/04/2024	\$ 136,20	\$ 140,39	↓
Balance of Payment	31/12/2023	\$ -1.290	\$ -1.039	↓

Foreign currency (US\$) and Money Market (Rp.)				
Tenor	Sett. Date	BID	OFFER	Gap.
TOD	14/05/2024	16.125	16.135	10,00
TOM	15/05/2024	16.125	16.136	10,25
SPOT	16/05/2024	16.125	16.136	10,25
NDF 1Mo.	20/06/2024	16.143	16.152	9,00
D-NDF 3Mo.	16/08/2024	16.165	16.182	17,00
1 Wk.	28/05/2024	16.130	16.141	11,08
2 Wk.	30/05/2024	16.131	16.143	11,49
1 Mo.	20/06/2024	16.138	16.149	11,50
2 Mo.	16/07/2024	16.143	16.160	17,00
3 Mo.	16/08/2024	16.158	16.174	15,61
6 Mo.	18/11/2024	16.199	16.213	13,77
1 Yr.	16/05/2025	16.295	16.310	15,00

Money Market Rates (ACT/360)									
RATE	O/N	1 Wk	2 Wk	1 Mo	2 Mo	3 Mo	6 Mo	9 Mo	1 Yr
INTERBANK (IDR)	6,30%	6,58%	6,68%	6,95%	7,84%	7,18%	no data	no data	no data
INTERBANK (USD)	5,38%	5,39%	5,39%	5,46%	5,47%	5,49%	5,52%	5,56%	5,57%
<b>INDONESIA</b>	<b>6,30%</b>								
SIBOR (SGD)	0,10%	0,14%	no data	0,17%	0,21%	0,25%	0,35%	0,47%	0,58%
LIBOR (USD)	5,06%	no data	no data	5,43%	no data	5,58%	5,71%	no data	6,04%
JIBOR (IDR)	6,30%	6,52%	no data	6,90%	no data	7,18%	7,29%	no data	7,45%

Indonesia Government Bond									
Seri	Coupon	Bid	Offer	Bid Yield	Day(s) to Next Coupon	Last Week	Last Month	Day(s) to maturity	Trend
FR0064	6,125	97,06	97,32	6,981	183	97,21	96,49	1440 Hari	↓
FR0077	8,125	100,01	100,02	5,763	1	100,01	100,09	1 Hari	↓
FR0081	6,500	99,61	99,75	6,875	30	99,71	99,46	390 Hari	↓
FR0084	7,250	100,45	100,90	6,962	91	100,74	100,65	631 Hari	↓
FR0090	5,125	95,30	95,69	6,929	152	95,59	95,17	1049 Hari	↓
FR0091	6,375	96,32	96,61	6,986	152	96,61	95,30	2851 Hari	↓
FR0092	7,125	100,91	101,62	7,035	30	101,31	99,68	6514 Hari	↓
FR0093	6,375	94,27	95,19	7,049	60	94,96	94,33	4742 Hari	↓
FR0089	6,875	98,00	98,40	7,040	91	98,45	96,63	9816 Hari	↓
FR0095	6,375	97,94	98,25	6,939	91	98,05	97,27	1531 Hari	↓
FR0096	7,000	100,04	100,46	6,992	91	100,45	98,92	3153 Hari	↓
PBS012	8,875	113,18	113,80	6,617	183	112,69	113,50	2701 Hari	↑
PBS003	6,000	98,49	98,93	6,623	60	98,59	98,96	961 Hari	↓
PBS031	4,000	99,39	99,48	7,616	60	99,43	99,43	59 Hari	↓
PBS033	6,750	98,80	99,38	6,853	30	99,09	98,86	8315 Hari	↓
PBS036	5,375	98,31	98,81	6,794	91	98,44	98,53	450 Hari	↓
PBS037	6,875	101,34	101,63	6,708	122	100,99	101,49	4262 Hari	↑
PBS029	6,375	98,15	99,20	6,633	122	98,08	98,11	3541 Hari	↑
PBS034	6,500	97,70	98,60	6,745	30	97,79	98,04	5433 Hari	↓
FR0100	6,625	97,46	97,81	6,987	91	97,74	95,87	3513 Hari	↓
FR0101	6,875	99,64	99,83	6,962	152	99,84	98,94	1770 Hari	↓
FR0102	6,875	98,64	99,03	6,983	60	98,90	97,17	10866 Hari	↓
FR0098	7,125	101,01	102,04	7,010	30	101,75	99,42	5073 Hari	↓
FR0097	7,125	101,60	102,20	6,972	30	101,85	99,91	6874 Hari	↓
PBS038	6,875	98,67	99,05	6,987	30	98,31	98,86	9216 Hari	↑
PBS004	6,100	95,11	95,84	6,674	91	94,98	95,27	4594 Hari	↑
PBS030	5,875	96,87	97,24	6,746	60	97,23	97,21	1500 Hari	↓
PBS039	6,625	98,11	98,85	6,812	60	97,38	98,34	6183 Hari	↑
PBS032	4,875	95,81	96,27	6,987	60	95,98	96,13	779 Hari	↓



Tim Riset:  
 Kemas Yudho - Dealer FI - Ext.7952 - kemas.yudho@bankselsabel.com  
 Disclaimer/ Pernyataan bebas tanggung jawab: Semua data dalam lembaran ini hanya dipergunakan sebagai informasi. Kinerja masa lalu bukan merupakan indikasi kinerja masa depan atau perkiraan performa atas suatu instrumen. Informasi yang dimuat dalam lembaran ini diperoleh dari sumber yang dapat dipercaya, namun BPD Sumsel Babel tidak menjamin kelengkapan atau akurasi. Data, opini dan perkiraan yang diungkapkan dapat berubah tanpa pemberitahuan dan BPD Sumsel Babel tegas menolai setiap dan semua tanggung jawab atas pernyataan dan jaminan, tersurat maupun tersirat, yang tercantum di sini, atau yang tidak dicantumkan.