

### Fixed Income Daily Report

Wednesday, 08 May 2024 09:00:59

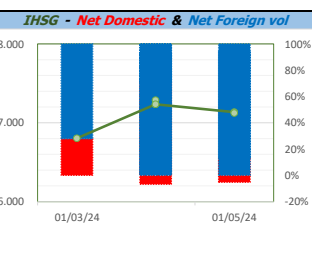
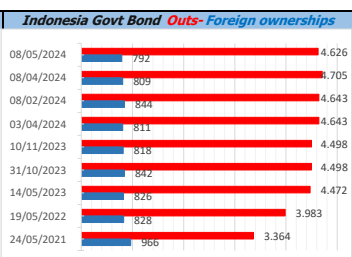
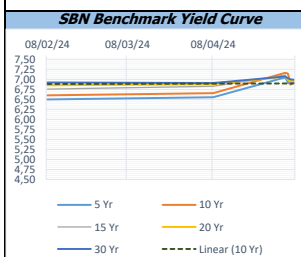
Global Market				Policy rates				
Indicator	price yesterday	TOD price	% chg.	Indicator	Date	Last	Prev.	Trend
USD/IDR Today	16049	16090	0,25%	BI-7 DS RR		6,25	6,00	↑
SGD/IDR Spot	11865	11866	0,01%	BI - Depfac	24/04/2024	5,50	5,25	↑
MYR/IDR Spot	3388	3390	0,06%	BI - LF		7,00	6,75	↑
SAR/IDR Spot	4279	4278	-0,02%	US Fed's Current Range		5,50	5,50	→
US - Dow Jones Industrial Average	38852	38884	0,08%	LPS IDR		4,25	4,25	→
Tokyo - Nikkei 225	38835	38465	-0,96%	LPS USD	01/02/2024	2,25	2,25	→
Hong Kong - Hang Seng Index	18479	18570	0,49%	LPS BPR		6,75	6,75	→
Singapore - Srait Time Index STI	3300	3276	-0,73%					
Indonesia - IHSG	7124	7143	0,28%					
WTI Crude Oil Future/ barrel (May. 2024)	82,85	82,85	0,00%					
Gold Spot \$/Oz	2307,87	2308,18	0,01%					
Ice Newcastle Coal/ metric ton	145,30	146,40	0,75%					
Malaysia CPO Contract (MYR/Metric ton)	3960,00	3960,00	0,00%					

Indonesia Economic Data (in US\$ Billion, or percentage)				
Indicator	Date	Last	Prev.	Trend
GDP (Gross Domestic Bruto)	31/03/2024	5,11	5,04	↑
CPI (YoY)	30/04/2024	3,00	3,05	↓
CPI Core (YoY)	30/04/2024	1,82	2,82	↓
CPI (MoM)	31/03/2024	0,25	0,52	↓
Trade Balance (USD Billion)	31/03/2024	\$ 4.473	\$ 834	↑
Export Growth	31/03/2024	\$ -3,75	\$ -9,60	↑
Import Growth	31/03/2024	\$ -12,76	\$ 15,84	↓
Foreign Reserves	31/03/2024	\$ 140,40	\$ 144,04	↓
Balance of Payment	31/12/2023	\$ -1.290	\$ -1.039	↓

Foreign currency (US\$) and Money Market (Rp.)				
Tenor	Sett. Date	BID	OFFER	Gap.
TOD	08/05/2024	16.045	16.050	5,00
TOM	09/05/2024	16.045	16.050	5,15
SPOT	14/05/2024	16.045	16.050	5,15
NDF 1Mo.	14/06/2024	16.099	16.110	11,00
D-NDF 3Mo.	14/08/2024	16.126	16.137	11,00
1 Wk.	21/05/2024	16.047	16.053	5,82
2 Wk.	28/05/2024	16.050	16.057	6,98
1 Mo.	14/06/2024	16.054	16.061	6,50
2 Mo.	15/07/2024	16.063	16.076	12,23
3 Mo.	14/08/2024	16.075	16.087	12,00
6 Mo.	14/11/2024	16.118	16.128	10,48
1 Yr.	14/05/2025	16.198	16.221	23,75

Money Market Rates (ACT/360)									
RATE	O/N	1 Wk	2 Wk	1 Mo	2 Mo	3 Mo	6 Mo	9 Mo	1 Yr
INTERBANK (IDR)	6,21%	6,55%	6,68%	6,95%	7,03%	7,18%	no data	no data	no data
INTERBANK (USD)	5,36%	5,39%	5,37%	5,45%	5,47%	5,49%	5,53%	5,55%	5,52%
<b>INDONESIA</b>	<b>6,21%</b>								
SIBOR (SGD)	0,10%	0,14%	no data	0,17%	0,21%	0,25%	0,35%	0,47%	0,58%
LIBOR (USD)	5,06%	no data	no data	5,44%	no data	5,59%	5,74%	no data	6,04%
JIBOR (IDR)	6,21%	6,52%	no data	6,90%	no data	7,18%	7,29%	no data	7,45%

Indonesia Government Bond									
Seri	Coupon	Bid	Offer	Bid Yield	Day(s) to Next Coupon	Last Week	Last Month	Day(s) to maturity	Trend
FR0064	6,125	97,07	97,36	6,976	1	97,17	96,49	1442 Hari	↓
FR0077	8,125	99,98	100,04	10,690	1	100,00	100,09	1 Hari	↑
FR0081	6,500	99,64	99,79	6,845	32	99,45	99,46	392 Hari	↓
FR0084	7,250	100,46	100,98	6,961	93	100,66	100,65	633 Hari	↓
FR0090	5,125	95,20	95,60	6,966	154	95,10	95,17	1051 Hari	↑
FR0091	6,375	96,43	96,74	6,968	154	96,06	95,30	2853 Hari	↑
FR0092	7,125	101,28	101,88	6,999	32	99,68	99,68	6516 Hari	↑
FR0093	6,375	94,30	95,28	7,044	62	94,74	94,33	4744 Hari	↓
FR0089	6,875	98,23	98,71	7,021	93	95,88	96,63	9818 Hari	↑
FR0095	6,375	97,88	98,19	6,956	93	97,90	97,27	1533 Hari	↓
FR0096	7,000	100,37	100,80	6,940	93	99,89	98,92	3155 Hari	↑
PBS012	8,875	113,09	113,72	6,633	1	113,53	113,50	2703 Hari	↓
PBS003	6,000	98,68	98,92	6,542	62	98,96	98,96	963 Hari	↓
PBS031	4,000	99,37	99,49	7,335	62	99,42	99,44	61 Hari	↓
PBS033	6,750	98,76	99,33	6,857	32	98,97	98,86	8316 Hari	↓
PBS036	5,375	98,31	98,62	6,786	93	98,58	98,53	452 Hari	↓
PBS037	6,875	101,33	101,63	6,710	124	101,48	101,49	4264 Hari	↓
PBS029	6,375	97,56	98,63	6,716	124	98,10	98,11	3543 Hari	↓
PBS034	6,500	97,63	98,53	6,752	32	98,07	98,04	5435 Hari	↓
<b>FR0100</b>	6,625	97,79	97,97	6,938	93	96,38	95,87	3515 Hari	↑
<b>FR0101</b>	6,875	99,82	100,11	6,918	154	99,78	98,94	1772 Hari	↑
<b>FR0102</b>	6,875	98,55	99,26	6,990	62	98,11	97,17	10868 Hari	↑
<b>FR0098</b>	7,125	101,78	102,10	6,924	32	101,35	99,40	5075 Hari	↑
<b>FR0097</b>	7,125	101,58	102,28	6,973	32	101,38	99,91	6876 Hari	↑
<b>PBS038</b>	6,875	98,67	99,05	6,987	32	98,86	98,86	9218 Hari	↓
<b>PBS004</b>	6,100	94,90	95,62	6,699	93	95,29	95,27	4596 Hari	↓
<b>PBS030</b>	5,875	97,19	97,26	6,656	62	97,22	97,21	1502 Hari	↓
<b>PBS039</b>	6,625	98,09	98,82	6,814	62	98,42	98,34	6185 Hari	↓
<b>PBS032</b>	4,875	95,96	96,39	6,905	62	96,06	96,13	781 Hari	↓



Tim Riset:  
 Kemas Yudho - Dealer FI - Ext.7952 - kemas.yudho@bankselsabel.com  
 Disclaimer/ Pernyataan bebas tanggung jawab: Semua data dalam lembaran ini hanya dipergunakan sebagai informasi. Kinerja masa lalu bukan merupakan indikasi kinerja masa depan atau perkiraan performa atas suatu instrumen. Informasi yang dimuat dalam lembaran ini diperoleh dari sumber yang dapat dipercaya, namun BPD Sumsel Babel tidak menjamin kelengkapan atau akurasi. Data, opini dan perkiraan yang diungkapkan dapat berubah tanpa pemberitahuan dan BPD Sumsel Babel tegas menolai setiap dan semua tanggung jawab atas pernyataan dan jaminan, tersurat maupun tersirat, yang tercantum di sini, atau yang tidak dicantumkan.