



Fixed Income Daily Report
Friday, 29 September 2023 09:15:30

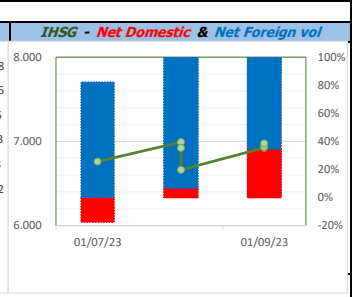
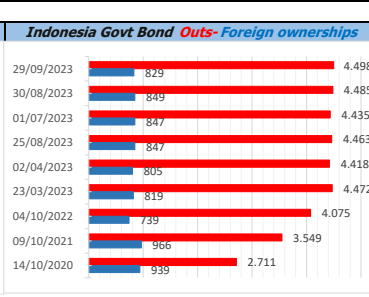
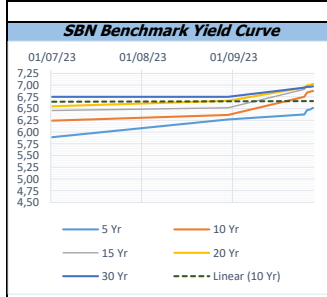
Global Market				Policy rates				
Indicator	price yesterday	TOD price	% chg.	Indicator	Date	Last	Prev.	Trend
USD/IDR Today	15520	15483	-0,24%	BI-7 DS RR		5,75	5,75	→
SGD/IDR Spot	11331	11342	0,10%	BI - Depfac	21/09/2023	5,00	5,00	→
MYR/IDR Spot	3299	3302	0,08%	BI - LF		6,50	6,50	→
SAR/IDR Spot	4138	4128	-0,24%	US Fed's Current Range		5,50	5,50	→
US - Dow Jones Industrial Average	33550	33666	0,34%	LPS IDR		4,25	4,25	→
Tokyo - Nikkei 225	31873	31774	-0,31%	LPS USD	06/01/2023	2,25	2,25	→
Hong Kong - Hang Seng Index	17373	17656	1,60%	LPS BPR		6,75	6,75	→
Singapore - Srait Time Index STI	3207	3224	0,53%					
Indonesia - IHSG	6938	6975	0,54%					
WTI Crude Oil Future/ barrel (Sept. 2023)	80,35	80,35	0,00%					
Gold Spot \$/Oz	1866,66	1866,89	0,01%					
Ice Newcastle Coal/ metric ton	160,35	159,75	-0,38%					
Malaysia CPO Contract (MYR/Metric ton)	3690,00	3690,00	0,00%					

Indonesia Economic Data (in US\$ Billion, or percentage)				
Indicator	Date	Last	Prev.	Trend
GDP (Gross Domestic Bruto)	30/06/2023	5,17	5,04	↑
CPI (YoY)	31/08/2023	3,27	3,08	↑
CPI Core (YoY)	31/08/2023	2,18	-10,29	↑
CPI (MoM)	31/07/2023	-0,02	0,21	↓
Trade Balance (USD Billion)	31/08/2023	\$ 3.120	\$ 1.292	↑
Export Growth	31/08/2023	\$ -21,21	\$ -18,10	↓
Import Growth	31/08/2023	\$ -14,77	\$ -8,31	↓
Foreign Reserves	31/08/2023	\$ 137,09	\$ 137,67	↓
Balance of Payment	30/06/2023	\$ -1.900	\$ 2.982	↓

Foreign currency (US\$) and Money Market (Rp.)				
Tenor	Sett. Date	BID	OFFER	Gap.
TOD	29/09/2023	15.480	15.485	5,00
TOM	30/09/2023	15.480	15.485	5,20
SPOT	03/10/2023	15.480	15.485	5,20
NDF 1Mo.	03/11/2023	15.484	15.494	10,00
D-NDF 3Mo.	03/01/2024	15.494	15.509	15,00
1 Wk.	10/10/2023	15.480	15.485	5,18
2 Wk.	17/10/2023	15.480	15.486	5,96
1 Mo.	03/11/2023	15.480	15.486	6,24
2 Mo.	04/12/2023	15.481	15.490	8,84
3 Mo.	03/01/2024	15.482	15.490	8,25
6 Mo.	03/04/2024	15.487	15.495	8,00
1 Yr.	03/10/2024	15.521	15.526	5,00

Money Market Rates (ACT/360)									
RATE	O/N	1 Wk	2 Wk	1 Mo	2 Mo	3 Mo	6 Mo	9 Mo	1 Yr
INTERBANK (IDR)	5,61%	5,98%	6,28%	6,38%	5,50%	5,75%	5,93%	no data	no data
INTERBANK (USD)	no data	1,00%	no data	no data	no data	no data	no data	no data	no data
INDONESIA	5,61%								
SIBOR (SGD)	0,10%	0,14%	no data	0,17%	0,21%	0,25%	0,35%	0,47%	0,58%
LIBOR (USD)	5,06%	no data	no data	5,43%	no data	5,65%	5,90%	no data	6,04%
JIBOR (IDR)	5,61%	6,00%	no data	6,40%	no data	6,74%	6,85%	no data	7,01%

Indonesia Government Bond									
Seri	Coupon	Bid	Offer	Bid Yield	Day(s) to Next Coupon	Last Week	Last Month	Day(s) to maturity	Trend
FR0064	6,125	98,53	98,85	6,496	43	98,94	99,87	1663 Hari	↓
FR0070	8,375	100,94	101,07	6,209	164	101,05	101,13	162 Hari	↓
FR0077	8,125	101,12	101,25	6,230	43	101,22	101,26	222 Hari	↓
FR0081	6,500	100,16	100,35	6,392	73	100,38	100,45	612 Hari	↓
FR0084	7,250	101,77	101,92	6,426	135	102,10	102,35	854 Hari	↓
FR0090	5,125	95,89	96,15	6,442	12	96,43	96,99	1272 Hari	↓
FR0091	6,375	97,35	97,70	6,789	12	97,87	100,00	3074 Hari	↓
FR0092	7,125	101,23	101,62	7,005	73	101,52	104,66	6736 Hari	↓
FR0093	6,375	96,11	96,60	6,813	104	97,08	99,94	4965 Hari	↓
PBS012	8,875	115,74	117,03	6,362	43	112,82	115,45	2924 Hari	↑
PBS031	4,000	98,18	98,68	6,360	104	98,33	98,44	282 Hari	↓
PBS032	4,875	96,52	97,24	6,252	104	96,87	96,97	1002 Hari	↓
PBS029	6,375	98,99	99,30	6,509	164	99,15	99,23	3764 Hari	↓
PBS034	6,500	98,00	98,56	6,707	73	98,28	98,72	5655 Hari	↓
FR0100	6,625	98,40	98,95	6,837	135	99,32	101,80	3736 Hari	↓
FR0095	6,375	99,36	99,62	6,529	135	100,00	100,94	1754 Hari	↓
FR0096	7,000	100,64	100,95	6,905	135	101,80	104,48	3376 Hari	↓
FR0098	7,125	100,97	101,33	7,017	73	102,25	106,12	5295 Hari	↓
FR0097	7,125	101,01	101,37	7,029	73	101,79	105,50	7096 Hari	↓
FR0089	6,875	98,62	99,15	6,987	135	98,93	102,02	10039 Hari	↓
PBS036	5,375	98,23	98,47	6,385	135	98,37	98,44	673 Hari	↓
PBS003	6,000	99,05	99,69	6,320	104	99,32	100,09	1184 Hari	↓
PBSG001	6,625	101,88	102,49	6,242	164	102,33	102,54	2144 Hari	↓
PBS037	6,875	101,43	102,05	6,703	164	102,01	102,41	4485 Hari	↓
PBS033	6,750	98,59	99,41	6,870	73	98,83	100,04	8537 Hari	↓



Tim Riset:
Kemas Yudhio - Dealer FI - Ext.7952 - kemas.yudhio@banksumselbabel.com
Disclaimer: Peringatan tidak tanggung jawab: Semua data dalam laporan ini hanya dipergunakan sebagai informasi. Kinerja masa lalu bukan merupakan indikasi kinerja masa depan atau perlakuan performasi atas suatu instrumen. Informasi yang dihimpun dalam lembar ini diperoleh dari sumber yang dapat dipercaya, namun BPD Sumsel Babel tidak menjamin kelengkapan atau akurasi. Data, opini dan perlakuan yang diungkapkan dapat berubah tanpa pemberitahuan dan BPD Sumsel Babel tetap menolok setiap dan semua tanggung jawab atas pernyataan dan jaminan, terurut maupun terlewat, tercantum di sini, atau yang tidak dicantumkan.